DO NOT SCALE FROM THIS DRAWING. USE FIGURED DIMENSIONS IN ALL CASES. VERIFY DIMENSIONS ON SITE AND REPORT ANY DISCREPANCIES TO THE DESIGNERS IMMEDIATELY. THIS DRAWING TO BE READ IN CONJUNCTION WITH THE DESIGNERS © THIS DRAWING IS COPYRIGHT AND MAY ONLY BE REPRODUCED WITH THE DESIGNERS PERMISSION.

NOTES

1. ALL DRAWINGS ARE TO BE READ IN CONJUNCTION WITH ALL RELEVANT SPECIFICATIONS, BILLS OF QUANTITIES, ARCHITECTURAL, SERVICES AND ENGINEERING DRAWINGS.
2. ALL LEVELS ARE IN METRES RELATED TO:
   DATUM: ORDNANCE DATUM MALIN HEAD
   REFERENCE SYSTEM: IRISH TRANSVERSE MERCATOR (ITM)
   GEOID: OSGM15
3. ALL DIMENSIONS ARE IN MILLIMETRES, UNLESS NOTED OTHERWISE.
4. ANY DISCREPANCIES BETWEEN THESE DOCUMENTS SHALL BE BROUGHT TO THE ATTENTION OF THE ENGINEER.
5. DRAWINGS ARE NOT TO BE SCALED.
6. AERIAL IMAGERY, WHEN USED, IS SOURCED FROM MICROSOFT BING MAPS THROUGH THE OPEN LICENSING AGREEMENT WITH AUTODESK.

LEGEND

- EXTENT OF BODY OUTLINE
- EXTENT OF WHEELBASE FOOTPRINT
- EXTENT OF LOAD OUTLINE
- EXTENT OF VEHICLE OUTLINE
- EXISTING ROAD
- PROPOSED ROAD

VEHICLE DETAILS:

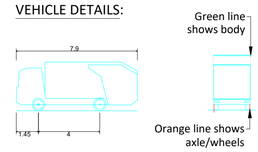

DB32 Refuse Vehicle

Overall Length	7.900m
Overall Width	2.400m
Overall Body Height	3.183m
Min Body Ground Clearance	0.388m
Max Track Width	2.400m
Lock-to-lock time	6.00s
Curb to Curb Turning Radius	9.625m

Design speed 5kph for all Forward movements
Design speed 2.5kph for all Reverse movements

REV	DATE	DESCRIPTION	BY	APP
1	05.08.26	ISSUED FOR INFORMATION	W.T.	I.B.
0	07.05.26	ISSUED FOR INFORMATION	W.T.	I.B.

PROJECT:

KILLOWEN KENMARE LRD

TITLE:

SWEPT PATH TRACKING
REFUSE VEHICLE-SHEET 2

CLIENT:

KPH CONSTRUCTION

MWP
ENGINEERING AND ENVIRONMENTAL CONSULTANTS
CORK | TRALEE | LONDON | LIMERICK
mwp.ie

DRAWN:	CHECKED:	APPROVED:
W.T.	S.H.	I.B.
PROJECT NUMBER: 25631	DATE: MAY 2026	SCALE @ A1: 1:500

ACCEPTANCE CODE:	PURPOSE OF ISSUE:	PURPOSE CODE:
S	ISSUED FOR INFORMATION	P1

DRAWING NUMBER:	REV:
25631-00-DTM-DR-MWP-CE-0061	1

DISCLAIMER: USE OF INFORMATION CONTAINED IN THIS DRAWING IS ONLY TO BE MADE BY PARTIES WHO HAVE A STRONG LEGITIMATE INTEREST IN THE PROPERTY. THE DRAWING IS PROVIDED STRICTLY TO THE PARTIES WHO HAVE A STRONG LEGITIMATE INTEREST IN THE PROPERTY AND WHOM THE PROVIDER HAS AGREED TO PROVIDE IT TO. THE DRAWING IS PROVIDED ON THE BASIS THAT IT IS NOT TO BE COPIED, OR REPRODUCED, OR DISTRIBUTED TO ANY OTHER PARTY IN ANY FORM OR BY ANY MEANS WITHOUT THE PRIOR WRITTEN PERMISSION OF MWP. MWP ACCEPTS NO RESPONSIBILITY OR LIABILITY WHATSOEVER TO ANY PARTY OTHER THAN THE PARTY TO WHOM THE DRAWING IS ADDRESSED AND PROVIDED TO THE EXTENT AGREED BETWEEN MWP AND THE PARTY TO WHOM IT IS ADDRESSED. MWP ACCEPTS NO RESPONSIBILITY OR LIABILITY WHATSOEVER TO ANY PARTY WHO MAY HAVE ACCESS TO THIS DRAWING. ANY PARTY OTHER THAN THE PARTY TO WHOM THE DRAWING IS ADDRESSED AND PROVIDED TO THE EXTENT AGREED BETWEEN MWP AND THE PARTY TO WHOM IT IS ADDRESSED MUST INDEMNIFY MWP AGAINST ALL LOSSES, DAMAGES, COSTS AND EXPENSES ARISING OUT OF OR IN CONNECTION WITH THEIR USE OF THE DRAWING.

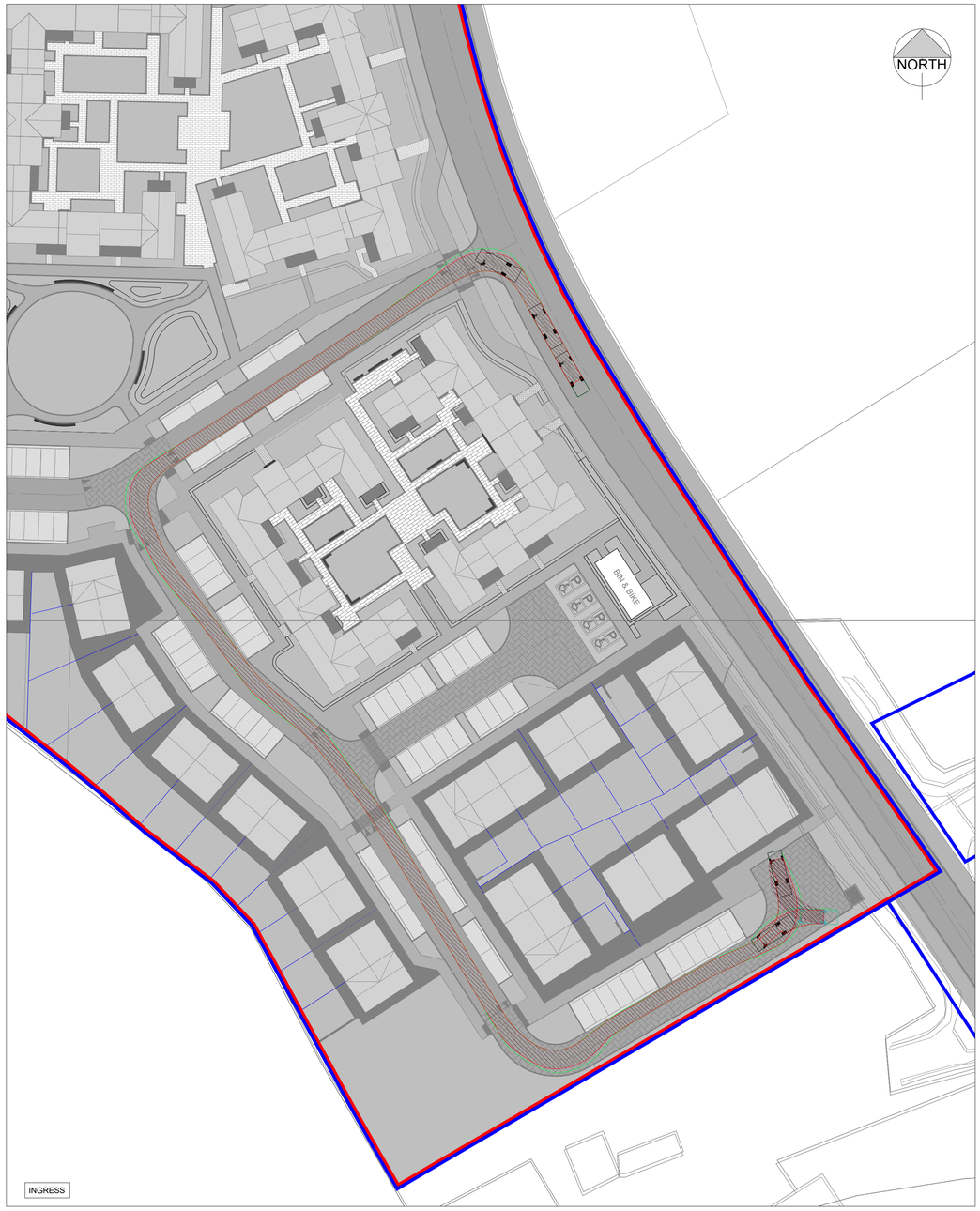

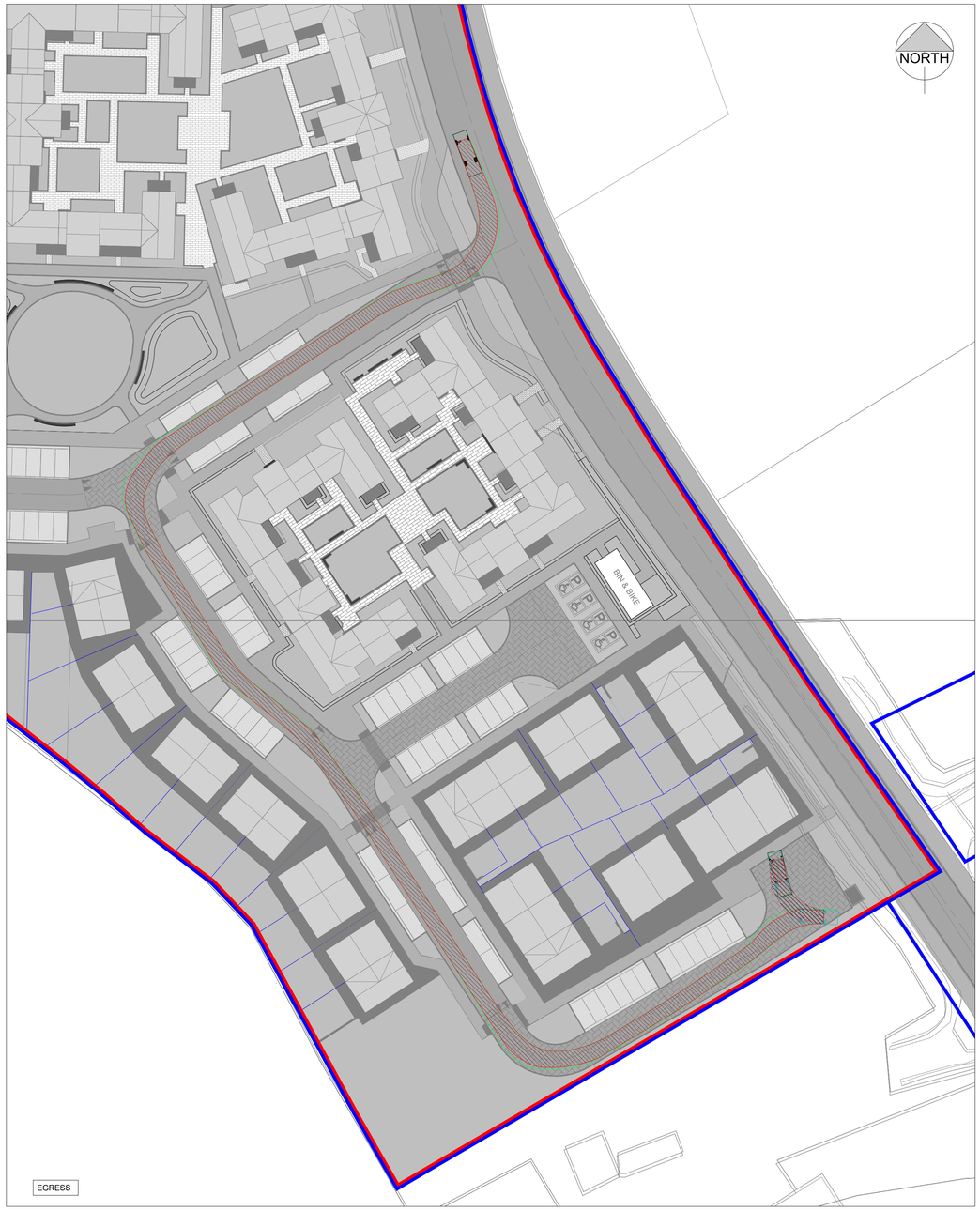

DO NOT SCALE FROM THIS DRAWING. USE FIGURED DIMENSIONS IN ALL CASES. VERIFY DIMENSIONS ON SITE AND REPORT ANY DISCREPANCIES TO THE DESIGNERS IMMEDIATELY. THIS DRAWING TO BE READ IN CONJUNCTION WITH THE DESIGNERS © THIS DRAWING IS COPYRIGHT AND MAY ONLY BE REPRODUCED WITH THE DESIGNERS PERMISSION.

NOTES

1. ALL DRAWINGS ARE TO BE READ IN CONJUNCTION WITH ALL RELEVANT SPECIFICATIONS, BILLS OF QUANTITIES, ARCHITECTURAL, SERVICES AND ENGINEERING DRAWINGS.
2. ALL LEVELS ARE IN METRES RELATED TO:
   DATUM: ORDNANCE DATUM MALIN HEAD
   REFERENCE SYSTEM: IRISH TRANSVERSE MERCATOR (ITM)
   GEOID: OSGM15
3. ALL DIMENSIONS ARE IN MILLIMETRES, UNLESS NOTED OTHERWISE.
4. ANY DISCREPANCIES BETWEEN THESE DOCUMENTS SHALL BE BROUGHT TO THE ATTENTION OF THE ENGINEER.
5. DRAWINGS ARE NOT TO BE SCALED.
6. AERIAL IMAGERY, WHEN USED, IS SOURCED FROM MICROSOFT BING MAPS THROUGH THE OPEN LICENSING AGREEMENT WITH AUTODESK.

LEGEND

- EXTENT OF BODY OUTLINE
- EXTENT OF WHEELBASE FOOTPRINT
- EXTENT OF LOAD OUTLINE
- EXTENT OF VEHICLE OUTLINE
- EXISTING ROAD
- PROPOSED ROAD

VEHICLE DETAILS:

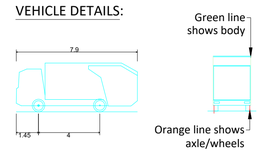

DB32 Refuse Vehicle

Overall Length	7.900m
Overall Width	2.400m
Overall Body Height	3.183m
Min Body Ground Clearance	0.388m
Max Track Width	2.400m
Lock-to-lock time	6.00s
Curb to Curb Turning Radius	9.625m

Design speed 5kph for all Forward movements
Design speed 2.5kph for all Reverse movements

REV	DATE	DESCRIPTION	BY	APP
1	05.08.26	ISSUED FOR INFORMATION	W.T.	I.B.
0	07.05.26	ISSUED FOR INFORMATION	W.T.	I.B.

PROJECT:
KILLOWEN KENMARE LRD

TITLE:
SWEPT PATH TRACKING
REFUSE VEHICLE-SHEET 3

CLIENT:
KPH CONSTRUCTION

MWP
ENGINEERING AND ENVIRONMENTAL CONSULTANTS
CORK | TRALEE | LONDON | LIMERICK
mwp.ie

DRAWN:	CHECKED:	APPROVED:
W.T.	S.H.	I.B.
PROJECT NUMBER: 25631	DATE: MAY 2026	SCALE @ A1: 1:500

ACCEPTANCE CODE:	PURPOSE OF ISSUE:	PURPOSE CODE:
S	ISSUED FOR INFORMATION	P1

DRAWING NUMBER:	REV:
25631-00-DTM-DR-MWP-CE-0062	1

THIS DRAWING IS AT THE INFORMATION STATUS AND SHALL BE DEEMED TO BE NOT CONFORMING TO A FOR USE STATUS IN THE ABSENCE OF A WRITTEN TRANSMITTAL OF ISSUE FOR USE. THE DRAWING IS PROVIDED FOR INFORMATION ONLY. IT IS NOT A WORKING DRAWING AND MUST NOT BE USED FOR CONSTRUCTION PURPOSES. THE DRAWING IS PROVIDED FOR THE PURPOSE OF THE PROJECT TO WHICH IT RELATES AND MAY NOT BE USED FOR ANY OTHER PURPOSE WITHOUT THE PRIOR WRITTEN CONSENT OF MWP. ANY REVISIONS OR ADDITIONS TO THE DRAWING MUST BE MADE ONLY BY MWP OR WITH THEIR WRITTEN PERMISSION. ANY DRAWING NOT BEARING THE ORIGINAL OR REVISED SIGNATURE OF THE DESIGNER SHALL BE DEEMED TO BE NOT CONFORMING TO THE DESIGN. DO NOT SCALE THIS DRAWING. USE FIGURED DIMENSIONS ONLY. ALL DIMENSIONS TO BE CHECKED ON SITE BEFORE THE COMMENCEMENT OF WORK OR THE PRODUCTION OF SHOP DRAWINGS. ANY DISCREPANCIES TO BE REPORTED TO MWP. ANY DRAWING NOT BEARING THE ORIGINAL OR REVISED SIGNATURE OF THE DESIGNER SHALL BE DEEMED TO BE NOT CONFORMING TO THE DESIGN. DO NOT ACCEPT ANY RESPONSIBILITY FOR CHANGES MADE TO THIS DRAWING BY ANY PARTY OTHER THAN MWP. THIS DRAWING IS PROVIDED FOR THE USE OF THE CLIENT.