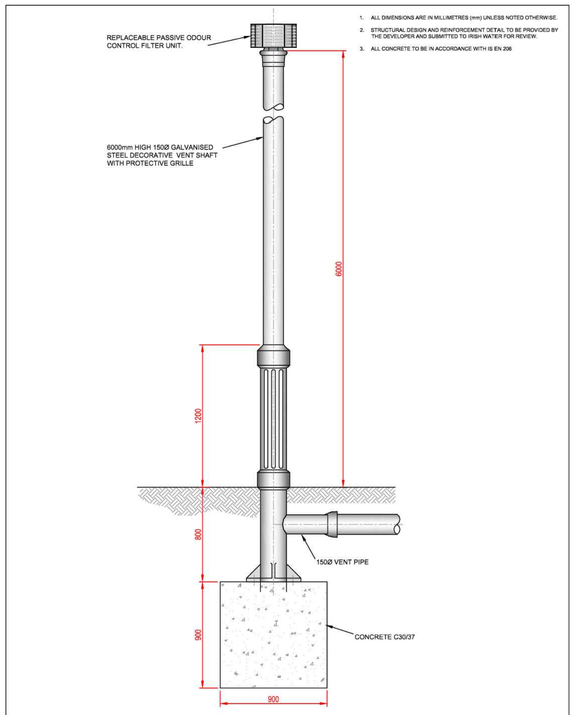

VENT DETAIL

REFER TO INDEX SHEET FOR NOTES REGARDING DESIGN RESPONSIBILITY & RISK ASSESSMENT

	2	07/20/RH	TOC	General presentation update, stack height reduced, passive odour control filter unit note added.	WD		
	1	11/17	JMC	TOC	Updated note 2	WD	
	0	09/15	JMC	TOC	Initial issue	SL	
	No	Date	Drn	Chk	Description	App	

UISCE ÉIREANN : IRISH WATER

STANDARD DETAILS - WASTEWATER

SCALE: NOT TO SCALE | DATE: SEPT. 2015

TITLE: VENT STACK

DRAWING No.: STD-WW-34 | REV: 2

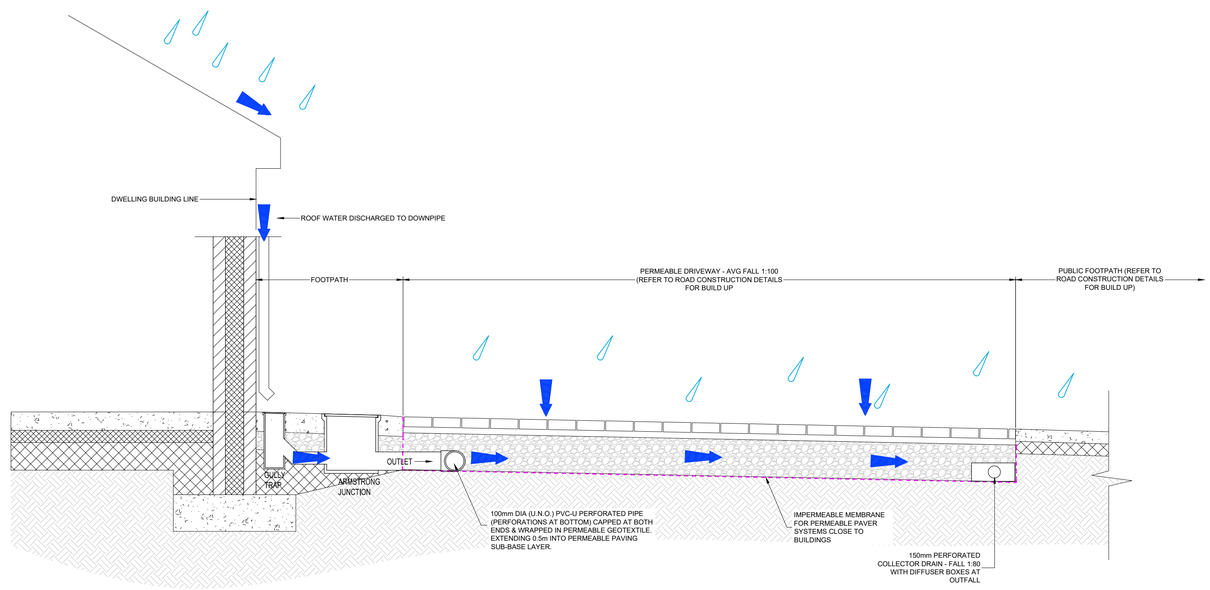

TYPICAL SECTION ROOF DRAINAGE TO DRIVEWAY (WITHOUT RAINGARDEN PLANTER)

SCALE: NTS

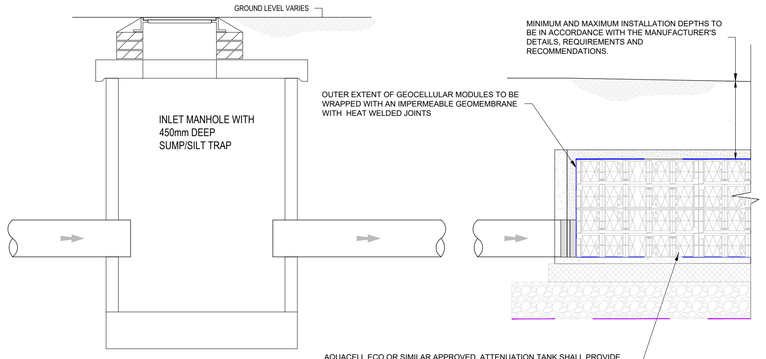

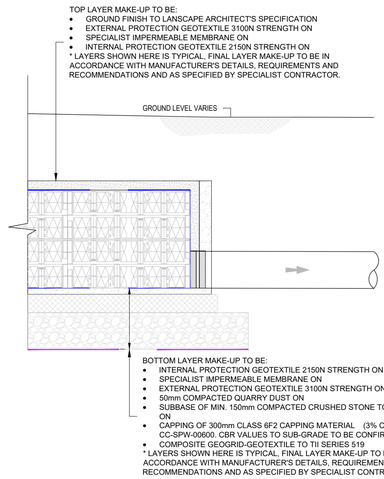

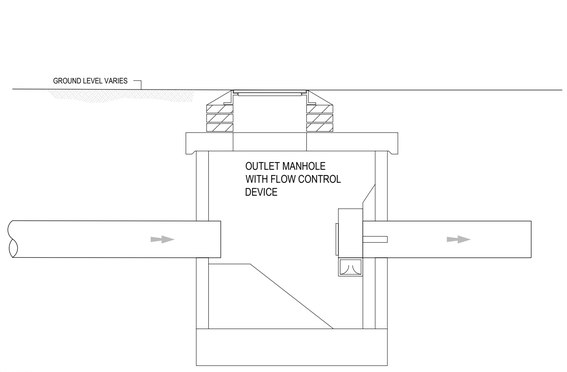

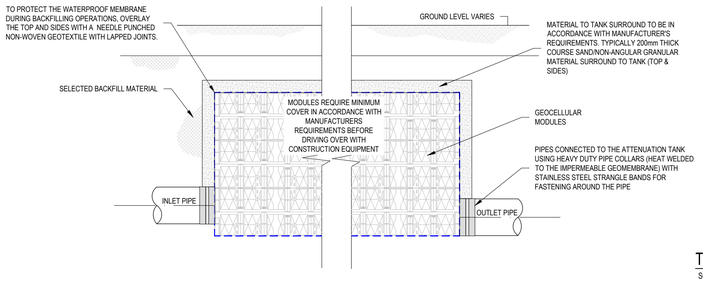

ATTENUATION TANK NOTES:
1. REFER TO THE RELEVANT SURFACE WATER LAYOUTS FOR TANK LOCATIONS
2. SHOWN DETAILS ARE TYPICAL. CONTRACTOR TO REFER TO MANUFACTURER'S DETAILS & REQUIREMENTS FOR PROJECT SPECIFIC INFORMATION & DETAILS.
3. A 3% CBR HAS BEEN ASSUMED AT SUB-BASE LEVEL. CBR TESTS SHOULD BE CONDUCTED IN ORDER TO CONFIRM CBR VALUES. SHOULD THE CBR BE DETERMINED TO BE LESS THAN 3%, THEN THE CONTRACTOR'S SPECIALIST DESIGNER SHALL BE NOTIFIED. ANY SOFT SPOTS FOUND AT SUB-BASE LEVEL SHALL BE REPORTED TO THE CONTRACTOR'S SPECIALIST DESIGNER.
4. THE CONTRACTOR SHALL PROVIDE TEMPORARY MEASURES TO ACCOUNT FOR GROUNDWATER.
5. THE CONTRACTOR SHALL PROHIBIT THE MOVEMENT OF CONSTRUCTION PLANT OR STORAGE OF MATERIALS ACROSS/ON THE STORAGE TANK AND WHERE NECESSARY PROVIDE ADDITIONAL SUPPORT AND PROTECTION TO THE STRUCTURE.

TYPICAL PLUVIAL CUBE ATTENUATION DETAILS

SCALE: NTS

VENTING NOTES:
1. VENTING DETAILS TO BE IN ACCORDANCE WITH THE MANUFACTURERS DETAILS, REQUIREMENTS AND RECOMMENDATIONS
2. LOCATION OF VENTS TO BE DETERMINED ON SITE IN ACCORDANCE WITH MANUFACTURER'S DETAILS, REQUIREMENTS AND RECOMMENDATIONS

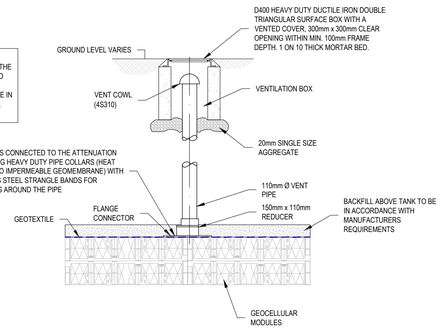

GENERAL NOTES:

1. ALL DIMENSIONS ARE IN METERS UNLESS NOTED OTHERWISE.
2. ALL LEVELS ARE TO MALIN HEAD DATUM.
3. ONLY WRITTEN DIMENSIONS SHALL BE USED. NO DIMENSIONS SHALL BE SCALED FROM THE DRAWINGS.
4. CONTRACTOR TO CHECK ALL DIMENSIONS ON SITE.
5. ALL COORDINATES ARE TO IRISH TRANSVERSE MERCATOR
6. ALL DRAWINGS ARE TO BE READ IN CONJUNCTION WITH THE PROJECT SPECIFICATIONS.
7. COPYRIGHT OSL.

SURFACE WATER NOTES:

1. ALL WORK TO BE UNDERTAKEN IN ACCORDANCE WITH:
   1.1. TII SPECIFICATION FOR ROADWORKS
   1.2. GREATER DUBLIN CODE OF PRACTICE FOR DRAINAGE WORKS
   1.3. RECOMMENDATIONS FOR SITE DEVELOPMENT WORKS
2. ALL REINFORCED CONCRETE ON THIS DRAWING SHALL BE C25/30 WITH COVER = 50mm MIN. WITH A MINIMUM CEMENT CONTENT OF 280 kg/m^3, MAXIMUM W/C RATIO OF 0.65 AND SLUMP CLASS S2
3. SURFACE FINISHES FOR CONCRETE:
   3.1. CLASS F1 FOR ALL CONCRETE 100mm OR MORE BELOW GROUND LEVEL.
   3.2. CLASS F3 FOR ALL EXPOSED CONCRETE ABOVE 100mm BELOW GROUND LEVEL
3. ALL EXPOSED CONRNERS ON CONCRETE SHALL BE CHAMFERED WITH 25mm x 25mm CHAMFERS.
4. ALL STRUCUTRAL CONCRETE (HEADWALLS, RC MANHOLES, PETROL INTERCEPTOR SLABS) TO RECEIVE MC DUR 1680 (OR SIMILAR APPORVED TAR MODIFIED EPOXY RESIN) TO ALL BURIED SURFACES, TO FINISH 100mm BELOW GROUND LEVEL
5. ALL SEWERS SHALL BE PRESSURE TESTED PRIOR TO BACKFILLING.

REV	DATE	DESCRIPTION	BY	CHK'D	AUTH
P03	26.05.26	ISSUED FOR PLANNING	BJM	DB	DB
P02	03.11.25	ISSUED FOR SECTION 32B	BJM	JT	DB
P01	28.10.25	ISSUED FOR INFORMATION	BJM	JT	DB

OSL·BUTLER CONSULTING ENGINEERS
Civil, Structural & Project Engineering Services
Unit 38 Eastgate Drive, Little Island, Cork T45 YO49
Tel: +353 21 4297672

CLIENT

GLR PROPERTY LTD.

PROJECT
PROPOSED LARGE-SCALE RESIDENTIAL DEVELOPMENT AT OLD ORCHARD, MONALEEN, LIMERICK, CO. LIMERICK

TITLE
PROPOSED SURFACE WATER DETAILS SHEET 5

PURPOSE: FOR PLANNING

ORIGINAL SCALE: A1 - AS SHOWN
ORIGINAL ISSUE DATE: 28.10.2025

STATUS: S2
DRAWING NO: 25066-OSL-90-DR-C-9024
REV: P03