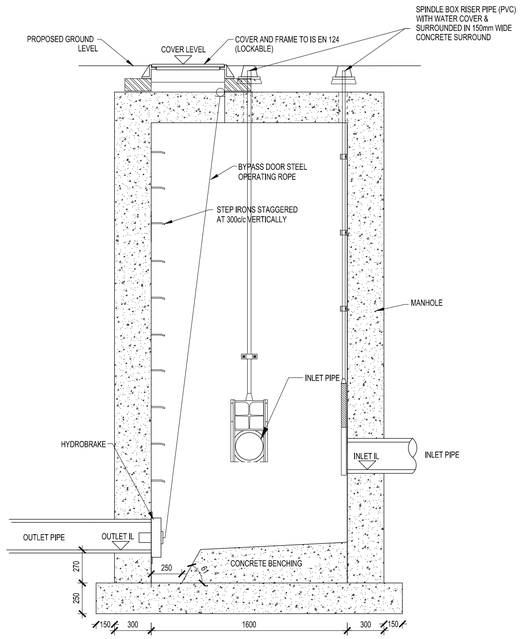

SECTION A-A

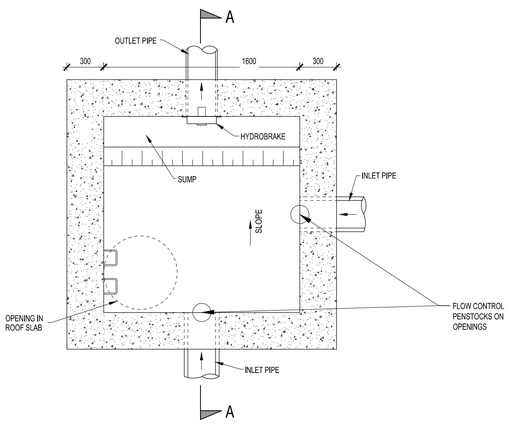

PLAN (WITHOUT ROOF SLAB)

TYPICAL HYDROBRAKE MANHOLE

SCALE 1:25

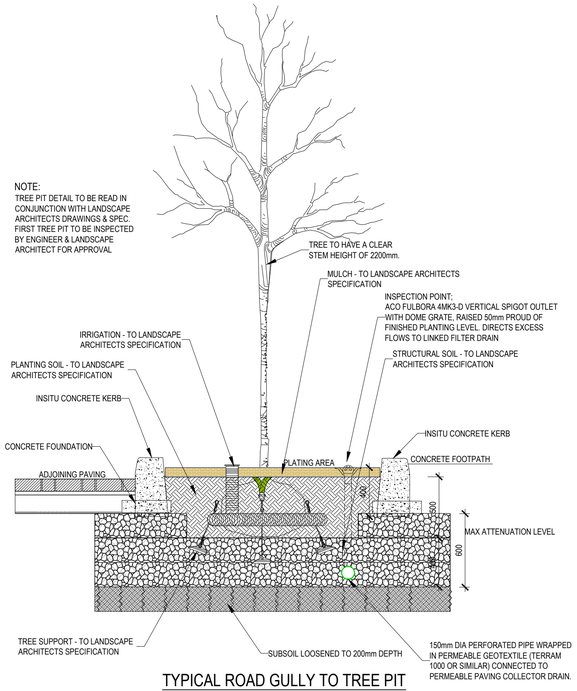

TYPICAL ROAD GULLY TO TREE PIT

SCALE N.T.S.

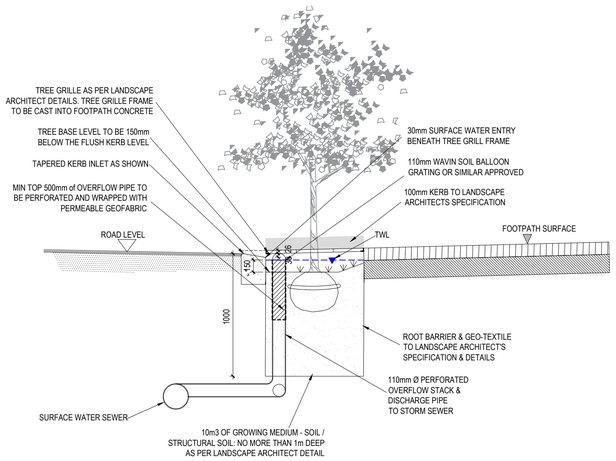

DIRECT DISCHARGE TREE PIT SECTION A-A FOR TREE PITS IN FOOTPATHS (TYPE 2)

SCALE N.T.S.

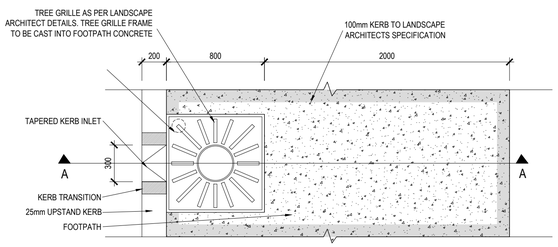

DIRECT DISCHARGE TREE PIT PLAN FOR TREE PITS IN FOOTPATHS (TYPE 2)

SCALE N.T.S.

Bypass Separator Range Technical Specifications

Model Reference	Flow (l/s)	Peak Flow Rate (l/s)	Drainage Area (m²) Based on UK rainwater flow	Storage Capacity (Ltrs)		Length (mm)	Diameter (mm)	Access Shaft Diameter* (mm)	Base Inlet Invert (mm)	Base to Outlet Invert (mm)	Standard Fall Across (mm)	Min Inlet Invert (mm)	Standard Pipework Diameter (mm)**
				Silt	Oil								
Polyethylene Chamber Construction													
NSBP003	3	30	1670	300	45	1700	1350	600	1420	1320	100	500	160
NSBP004	4.5	45	2500	450	60	1700	1350	600	1420	1320	100	500	160
NSBP006	6	60	3335	600	90	1700	1350	600	1420	1320	100	500	160
GRP Chamber Construction													
NSBE010	10	100	5560	1000	150	2069	1220	750	1450	1350	100	700	315
NSBE015	15	150	8335	1500	225	2947	1220	750	1450	1350	100	700	315
NSBE020	20	200	11111	2000	300	3893	1220	750	1450	1350	100	700	375
NSBE025	25	250	13890	2500	375	3575	1420	750	1680	1580	100	700	375
NSBE030	30	300	16670	3000	450	4265	1420	750	1680	1580	100	700	450
NSBE040	40	400	22222	4000	600	3230	1920	600	2185	2035	150	1000	500
NSBE050	50	500	27778	5000	750	3960	1920	600	2185	2035	150	1000	600
NSBE075	75	750	41667	7500	1125	5941	1920	600	2235	2035	200	950	675
NSBE100	100	1000	55556	10000	1500	7661	1920	600	2235	2035	200	950	750
NSBE125	125	1250	69444	12500	1875	9548	1920	600	2235	2035	200	950	750

*Some units have more than one access shaft - diameter of largest shown | **Large pipework available on request.

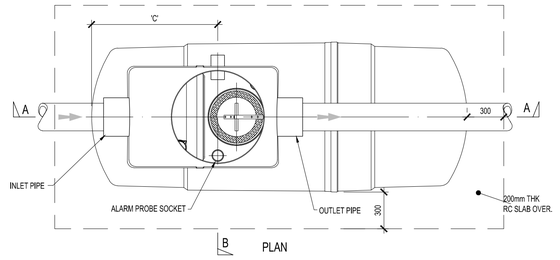

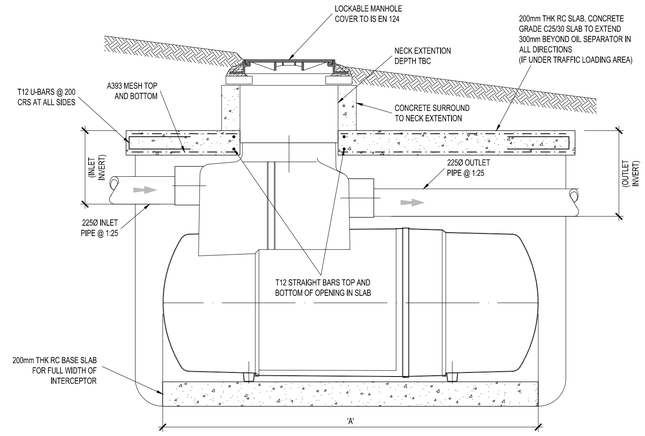

SECTION A-A

NOTE: FOR UNIT DIMENSIONS REFER TO MANUFACTURERS BROCHURE & DETAILS

PETROL INTERCEPTOR DETAIL

SCALE: N.T.S

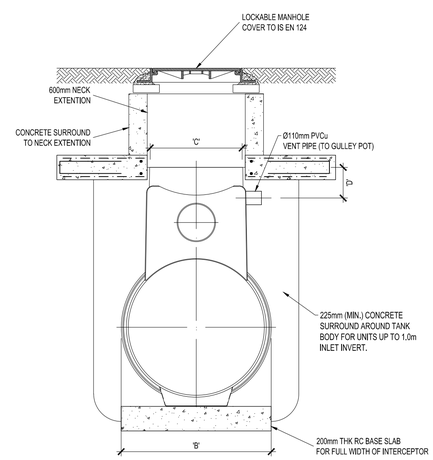

SECTION B-B

ORDNANCE SURVEY IRELAND LICENSE No. CYAL50364947.
© TAILTE ÉIREANN - SURVEYING

GENERAL NOTES:

1. ALL DIMENSIONS ARE IN METERS UNLESS NOTED OTHERWISE.
2. ALL LEVELS ARE TO MALIN HEAD DATUM.
3. ONLY WRITTEN DIMENSIONS SHALL BE USED. NO DIMENSIONS SHALL BE SCALED FROM THE DRAWINGS.
4. CONTRACTOR TO CHECK ALL DIMENSIONS ON SITE.
5. ALL COORDINATES ARE TO IRISH TRANSVERSE MERCATOR
6. ALL DRAWINGS ARE TO BE READ IN CONJUNCTION WITH THE PROJECT SPECIFICATIONS.
7. COPYRIGHT OSL.

SURFACE WATER NOTES:

1. ALL WORK TO BE UNDERTAKEN IN ACCORDANCE WITH:
   - 1.1. TII SPECIFICATION FOR ROADWORKS
   - 1.2. GREATER DUBLIN CODE OF PRACTICE FOR DRAINAGE WORKS
   - 1.3. RECOMMENDATIONS FOR SITE DEVELOPMENT WORKS
2. ALL REINFORCED CONCRETE ON THIS DRAWING SHALL BE C25/30 WITH COVER = 50mm MIN. WITH A MINIMUM CEMENT CONTENT OF 280 kg/m^3, MAXIMUM W/C RATIO OF 0.65 AND SLUMP CLASS S2
3. SURFACE FINISHES FOR CONCRETE:
   - 3.1. CLASS F1 FOR ALL CONCRETE 100mm OR MORE BELOW GROUND LEVEL.
   - 3.2. CLASS F3 FOR ALL EXPOSED CONCRETE ABOVE 100mm BELOW GROUND LEVEL
3. ALL EXPOSED CONRNERS ON CONCRETE SHALL BE CHAMFERED WITH 25mm x 25mm CHAMFERS.
4. ALL STRUCUTRAL CONCRETE (HEADWALLS, RC MANHOLES, PETROL INTERCEPTOR SLABS) TO RECEIVE MC DUR 1680 (OR SIMILAR APPORVED TAR MODIFIED EPOXY RESIN) TO ALL BURIED SURFACES, TO FINISH 100mm BELOW GROUND LEVEL
5. ALL SEWERS SHALL BE PRESSURE TESTED PRIOR TO BACKFILLING.

REV	DATE	DESCRIPTION	BY	CHK'D	AUTH
P04	03.04.26	ISSUED FOR PLANNING	BJM	DB	DB
P03	05.03.26	ISSUED FOR STAGE 1 SURFACE WATER AUDIT	BJM	DB	DB
P02	13.10.25	ISSUED FOR SECTION 32B	DV	BJM	DB
P01	01.10.25	ISSUED FOR INFORMATION	DV	BJM	DB

OSL·BUTLER CONSULTING ENGINEERS
Civil, Structural & Project Engineering Services
Unit 38 Eastgate Drive, Little Island, Cork T45 YO49
Tel: +353 21 4297672

CLIENT

HOMELAND PROJECTS LTD.

PROJECT
LARGE-SCALE RESIDENTIAL DEVELOPMENT AT CAHERANARDISH, LIMERICK COUNTY LIMERICK

TITLE
PROPOSED SURFACE WATER DETAILS - SHEET 4

PURPOSE
FOR PLANNING

ORIGINAL SCALE	ORIGINAL ISSUE DATE
A1 - NOT TO SCALE	01.10.2025

STATUS	DRAWING NO	REV
S2	24051-OSL-90-DR-C-9023	P04