

TYPICAL RAMP SECTIONS
N.T.S

TYPICAL RAMP SECTIONS
N.T.S

TYPICAL RAMP SECTIONS
N.T.S

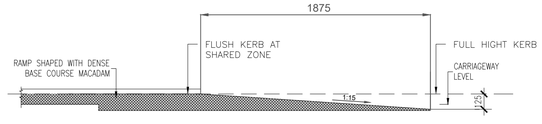

RAMP TO SHARED SURFACE
SCALE 1:25

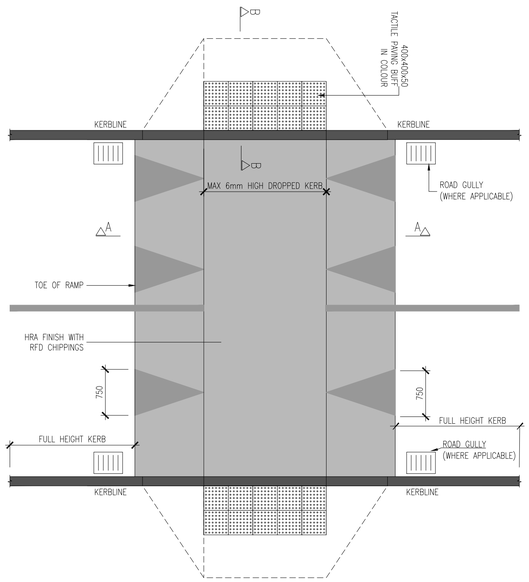

TYPICAL RAMP DETAIL
N.T.S

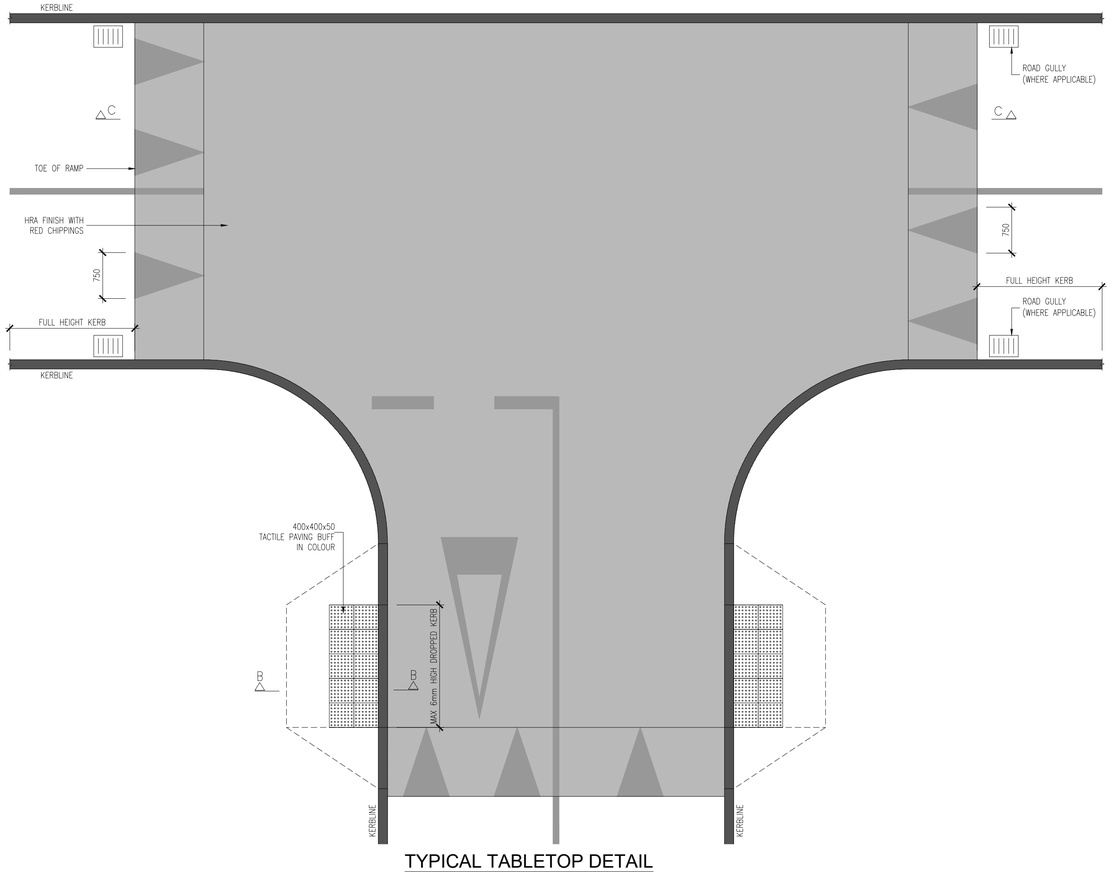

TYPICAL TABLETOP DETAIL
NTS

NOTES

1. NO PART OF THIS DRAWING MAY BE REPRODUCED OR TRANSMITTED IN ANY FORM OR STORED IN ANY RETRIEVAL SYSTEM OF ANY NATURE WITHOUT THE WRITTEN PERMISSION OF AKM DESIGN AS COPYRIGHT HOLDER, EXCEPT AS AGREED FOR USE ON THE PROJECT FOR WHICH THE DRAWING IS ORIGINALLY ISSUED.
2. THIS DRAWING SHALL BE READ IN CONJUNCTION WITH ALL RELEVANT ENGINEERS, ARCHITECTS AND SPECIALISTS DRAWINGS AND SPECIFICATION.
3. ALL DIMENSIONS ARE IN mm UNLESS OTHERWISE NOTED.
4. DO NOT SCALE DIMENSIONS.
5. THE CONTRACTOR SHALL CHECK ALL DIMENSIONS PRIOR TO COMMENCEMENT OF CONSTRUCTION. DISCREPANCIES SHALL BE REPORTED TO THIS OFFICE IN WRITING.
6. ALL WORKS TO BE CONSTRUCTED IN ACCORDANCE WITH THE NRA SPECIFICATION FOR ROAD WORKS UNLESS OVERRIDDEN BY LOCAL AUTHORITY STANDARDS.
7. CLOSE GRADED SURFACE COURSE MACADAM SHALL COMPLY WITH THE REQUIREMENTS OF CLAUSE 912 OF THE NRA'S "SPECIFICATION FOR ROAD WORKS" AND SHALL SATISFY THE REQUIREMENTS OF TABLE 9/2. IT SHALL BE LAID & COMPACTED IN ACCORDANCE WITH CLAUSE 901 & CLAUSE 702.
8. DENSE BITUMEN MACADAM BINDER COURSE SHALL COMPLY WITH THE REQUIREMENTS OF CLAUSE 906 OF THE NRA'S "SPECIFICATION FOR ROAD WORKS" & SHALL SATISFY THE REQUIREMENTS OF TABLE 9/1. IT SHALL BE LAID & COMPACTED IN ACCORDANCE WITH CLAUSE 901 & CLAUSE 702.
9. SUB-BASE MATERIAL SHALL COMPLY WITH CLAUSE 808 GRANULAR MATERIAL TYPE B OF NRA'S SPECIFICATION FOR ROAD WORKS (SRW) & SHALL SATISFY THE REQUIREMENTS OF TABLE 8/4 & 8/2.
10. SUB FORMATION & CAPPING MATERIAL SHALL COMPLY WITH CLAUSE 613 OF THE NRA'S SPECIFICATION FOR ROAD WORKS & SHALL SATISFY THE REQUIREMENTS OF TABLE 6/1 & 6/2.
11. STONE BLINDING WITH 2-6.3mm AGGREGATE SHALL MEET THE FOLLOWING GRADING, IN ACCORDANCE WITH IS EN 13242:

BS SIEVE SIZE (mm)	% BY MASS PASSING
14	100
10	98 - 100
6.3	80 - 99
2.0	0 - 20
1.0	0 - 5

12. CRUSHED STONE WITH 4-20mm AGGREGATE SHALL MEET THE FOLLOWING GRADING, IN ACCORDANCE WITH IS EN 13242:

BS SIEVE SIZE (mm)	% BY MASS PASSING
40	100
31.5	98 - 100
20	90 - 99
10	25 - 70
4	0 - 15
5	0 - 5

13. ALL WORKS SHALL BE COMPLETED IN ACCORDANCE WITH THE REQUIREMENTS OF THE LOCAL AUTHORITY.
14. ALL GEOGRIDS TO BE LAID IN ACCORDANCE WITH MANUFACTURERS SPECIFICATIONS.
15. ALL PERMEABLE PAVING SUB-FORMATION TO BE LAID TOWARD DRAINAGE PIPEWORK.

COPYRIGHT RESERVED. ALL DRAWINGS TO BE READ IN CONJUNCTION WITH, ARCHITECTURE, STRUCTURAL ENGINEERS & MECHANICAL ENGINEERS DETAILS.

DO NOT SCALE DRAWING. USE FIGURED DIMENSIONS ONLY. ALL DISCREPANCIES TO BE REPORTED TO AKM DESIGN GROUP IMMEDIATELY. ALL DIMENSIONS TO BE CHECKED ON SITE BY MAIN CONTRACTOR PRIOR TO CONSTRUCTION, MAIN CONTRACTOR IS RESPONSIBLE FOR SET-OUT.

DESCRIPTION	REV	DATE
FIRST ISSUE	00	10/25

AKM DESIGN GROUP.
Innovating tomorrow through design
14 Riverwalk, Citywest, Dublin 24, D24 XN32
T: +353 1 479 6234 E: info@akmdesign.ie akmdesign.ie

STAGE:
S4 - FOR PLANNING

DRAWN BY:	APPROVED BY:	AKM JOB NUMBER:
DM	CK	25007
DATE: 10/25		SCALE: AS SHOWN @ A1
REVISION NUMBER: 00		SEQUENCE NUMBER: 520002

25007-AKM-XXXX-XX-DR-C01-520002

PROJECT TITLE:
GOREY RESIDENTIAL DEVELOPMENT

DRAWING TITLE:
ROADS SECTIONS & DETAILS
SHEET 2 OF 4

CLIENT:
GLENVEAGH HOMES