PAVEMENT CONSTRUCTION - HOME ZONE

SURFACE COURSE: 40MM STONE MASTIC ASPHALT COURSE (SMA) 10mm SURFACE COURSE (RED COLOURED FOR HOMEZONE) SUBJECT TO COUNCIL APPROVAL

ON BINDER COURSE: 100MM DBM BINDER COURSE AC20 DENSE BIN 40/60 (20MM AGGREGATE) TO CLAUSE 900.3

ON SUB-BASE: 150MM GRANULAR SUB-BASE TO CLAUSE 808 GRADED CRUSHED ROCK LAID TO FALL AND BLINDED WITH QUARRY SCREENINGS COMPACTED TO CLAUSE 802.

ON CAPPING: MINIMUM 300MM SELECTED CRUSHED ROCK CAPPING TO CLAUSE 613 (CLASS 6F2). CAPPING MUST BE INCREASED FOR CBR VALUES BETWEEN 2% AND 5% AS PER THE DESIGN TABLE FIGURE 1.

ON COMPOSITES GEOGRID & GEOTEXTILE AS INDICATED BELOW.

PAVEMENT CONSTRUCTION

SURFACE COURSE: 40MM STONE MASTIC ASPHALT COURSE (SMA) SMA 14 SURF PMB 65/105-60 DES TO CLAUSE 942 (NOTE: PRIOR TO APPLYING SURFACING COURSE, BOND COAT TO BE APPLIED TO TOP OF PLANNED BINDER COURSE IN ACCORDANCE WITH TII/NRA SPECIFICATION; BOND COAT SHALL BE APPLIED BETWEEN BITUMINOUS LAYERS IN ACCORDANCE WITH CL920 AND BS594987)

BINDER COURSE: 60 MM DBM BINDER COURSE AC20 DENSE BIN 40/60 (20MM AGGREGATE) TO CLAUSE 900.3

BASE: 80 MM (120MM FOR DISTRIBUTOR/LINK ROAD) DBM BINDER COURSE AC20 DENSE BIN 40/60 (32MM AGGREGATE) TO CLAUSE 900.3

SUB-BASE: 150MM GRANULAR SUB-BASE TO CLAUSE 808 GRADED CRUSHED ROCK LAID TO FALL AND BLINDED WITH QUARRY SCREENINGS COMPACTED TO CLAUSE 802.

CAPPING: MINIMUM 300MM SELECTED CRUSHED ROCK CAPPING TO CLAUSE 613 (CLASS 6F2). CAPPING MUST BE INCREASED FOR CBR VALUES BETWEEN 2% AND 5% AS PER THE DESIGN TABLE FIGURE 1.

ON COMPOSITES GEOGRID & GEOTEXTILE AS INDICATED BELOW

FOOTPATH CONSTRUCTION

(RCD 1100/5) (EXCEPT CLAUSE 804 TO BE REPLACED WITH CLAUSE 808) XF4 EXPOSURE CLASS IN ACCORDANCE WITH CLAUSE 1103

150mm UNREINFORCED CONCRETE GRADE C40 (EXPOSURE CLASS XF4) TO EN206 (BRUSH FINISH TO CLAUSE 1026) WITH BULL NOSE TROWEL EDGE
ON 150mm GRANULAR SUB-BASE TO CLAUSE 808 (WITH BLINDED SURFACE)
JOINTS FORMED WITH DOUBLE THICKNESS OF BITUMINOUS ROOFING FELT TO I.S 36 (TYPE 1F) EVERY 3.0m

WHERE VEHICLE OVERRUN OCCURS:

150mm CONCRETE GRADE C40 (EXPOSURE CLASS XF4) TO EN206 (BRUSH FINISH TO CLAUSE 1026) WITH A252 OR A393 MESH TOP AND BOTTOM AND BULL NOSE TROWEL EDGE
ON 150mm GRANULAR SUB-BASE TO CLAUSE 808 (WITH BLINDED SURFACE)
JOINTS FORMED WITH DOUBLE THICKNESS OF BITUMINOUS ROOFING FELT TO I.S 36 (TYPE 1F) EVERY 3.0m

PERMABLE PARKING

80mm PERMEABLE PAVING BLOCK TO BS EN 1338 & ARCHITECTS SPECIFICATION & APPROVAL ON 50mm LAYING MATERIAL & JOINTING TO MANUFACURERS SPECIFICATION (TYPICALLY 2-6mm SINGLE SIZE CLEAN CRUSHED STONE TO BS EN 13342:2002)
ON 100mm UPPER SUB-BASE (5-20mm STONE TO BS EN 13242:2002 WHICH IS PLASTIC WHEN TESTED IN ACCORDANCE WITH BS1377, WITH MINIMUM 10% FINES AND VALUE OF 150kN WHEN TESTED IN ACCORDANCE WITH BS812)
ON 350mm LOWER SUB-BASE (10-63mm STONE TO BS EN 13242:2002 WHICH IS PLASTIC WHEN TESTED IN ACCORDANCE WITH BS1377, WITH MINIMUM 10% FINES AND VALUE OF 150kN WHEN TESTED IN ACCORDANCE WITH BS812) ON GEOTEXTILE LAYER TO CLAUSE 609 (TERRAM OR SIMILAR APPROVED)

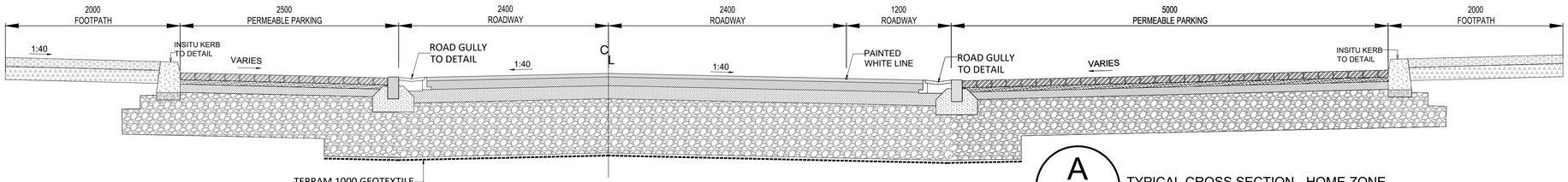

A 500001 TYPICAL CROSS SECTION - HOME ZONE
SCALE 1:30

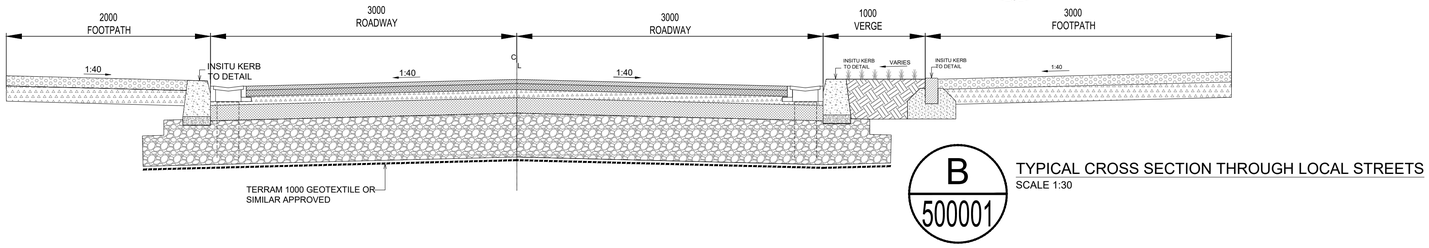

B 500001 TYPICAL CROSS SECTION THROUGH LOCAL STREETS
SCALE 1:30

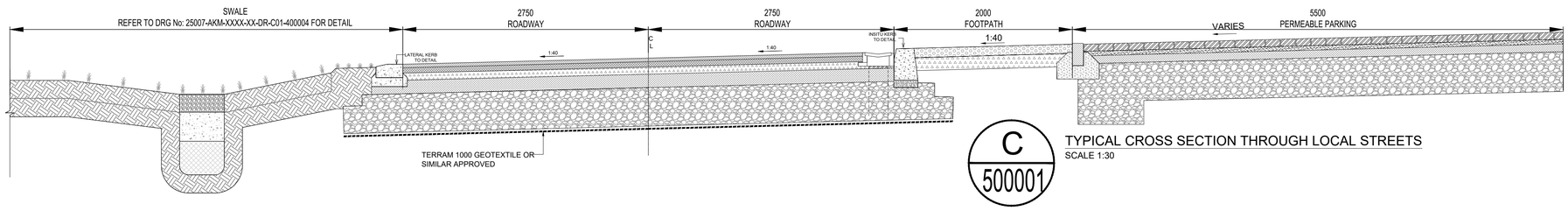

C 500001 TYPICAL CROSS SECTION THROUGH LOCAL STREETS
SCALE 1:30

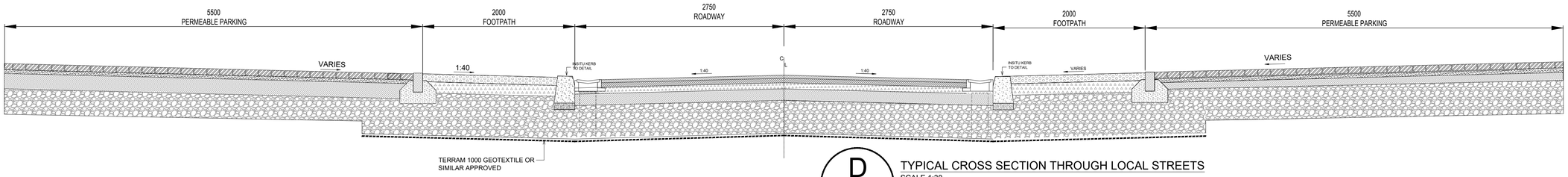

D 500001 TYPICAL CROSS SECTION THROUGH LOCAL STREETS
SCALE 1:30

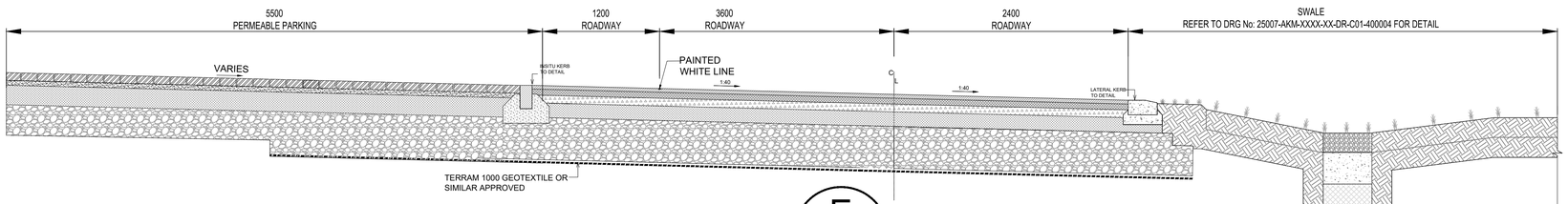

E 500001 TYPICAL CROSS SECTION THROUGH HOMEZONE
SCALE 1:30

NOTES

1. NO PART OF THIS DRAWING MAY BE REPRODUCED OR TRANSMITTED IN ANY FORM OR STORED IN ANY RETRIEVAL SYSTEM OF ANY NATURE WITHOUT THE WRITTEN PERMISSION OF AKM DESIGN AS COPYRIGHT HOLDER, EXCEPT AS AGREED FOR USE ON THE PROJECT FOR WHICH THE DRAWING IS ORIGINALLY ISSUED.
2. THIS DRAWING SHALL BE READ IN CONJUNCTION WITH ALL RELEVANT ENGINEERS, ARCHITECTS AND SPECIALISTS DRAWINGS AND SPECIFICATION.
3. ALL DIMENSIONS ARE IN m UNLESS OTHERWISE NOTED.
4. DO NOT SCALE DIMENSIONS.
5. THE CONTRACTOR SHALL CHECK ALL DIMENSIONS PRIOR TO COMMENCEMENT OF CONSTRUCTION. DISCREPANCIES SHALL BE REPORTED TO THIS OFFICE IN WRITING.
6. ALL WORKS TO BE CONSTRUCTED IN ACCORDANCE WITH THE NRA SPECIFICATION FOR ROAD WORKS UNLESS OVERRIDDEN BY LOCAL AUTHORITY STANDARDS.
7. CLOSE GRADED SURFACE COURSE MACADAM SHALL COMPLY WITH THE REQUIREMENTS OF CLAUSE 912 OF THE NRA'S "SPECIFICATION FOR ROAD WORKS" AND SHALL SATISFY THE REQUIREMENTS OF TABLE 9/2. IT SHALL BE LAID & COMPACTED IN ACCORDANCE WITH CLAUSE 901 & CLAUSE 702.
8. DENSE BITUMEN MACADAM BINDER COURSE SHALL COMPLY WITH THE REQUIREMENTS OF CLAUSE 906 OF THE NRA'S "SPECIFICATION FOR ROAD WORKS" & SHALL SATISFY THE REQUIREMENTS OF TABLE 9/1. IT SHALL BE LAID & COMPACTED IN ACCORDANCE WITH CLAUSE 901 & CLAUSE 702.
9. SUB-BASE MATERIAL SHALL COMPLY WITH CLAUSE 808 GRANULAR MATERIAL TYPE B OF NRA'S SPECIFICATION FOR ROAD WORKS (SRW) & SHALL SATISFY THE REQUIREMENTS OF TABLE 8/4 & 8/2.
10. SUB FORMATION & CAPPING MATERIAL SHALL COMPLY WITH CLAUSE 613 OF THE NRA'S SPECIFICATION FOR ROAD WORKS & SHALL SATISFY THE REQUIREMENTS OF TABLE 6/1 & 6/2.
11. STONE BLINDING WITH 2-6.3mm AGGREGATE SHALL MEET THE FOLLOWING GRADING, IN ACCORDANCE WITH IS EN 13242:

BS SIEVE SIZE (mm)	% BY MASS PASSING
14	100
10	98 - 100
6.3	80 - 99
2.0	0 - 20
1.0	0 - 5

12. CRUSHED STONE WITH 4-20mm AGGREGATE SHALL MEET THE FOLLOWING GRADING, IN ACCORDANCE WITH IS EN 13242:

BS SIEVE SIZE (mm)	% BY MASS PASSING
40	100
31.5	98 - 100
20	90 - 99
10	25 - 70
4	0 - 15
5	0 - 5

13. ALL WORKS SHALL BE COMPLETED IN ACCORDANCE WITH THE REQUIREMENTS OF THE L0CAL AUTHORITY.
14. ALL GEOGRIDS TO BE LAID IN ACCORDANCE WITH MANUFACTURERS SPECIFICATIONS.
15. ALL PERMEABLE PAVING SUB-FORMATION TO BE LAID TOWARD DRAINAGE PIPEWORK.

COPYRIGHT RESERVED. ALL DRAWINGS TO BE READ IN CONJUNCTION WITH, ARCHITECTURE, STRUCTURAL ENGINEERS & MECHANICAL ENGINEERS DETAILS.

DO NOT SCALE DRAWING. USE FIGURED DIMENSIONS ONLY. ALL DISCREPANCIES TO BE REPORTED TO AKM DESIGN GROUP IMMEDIATELY. ALL DIMENSIONS TO BE CHECKED ON SITE BY MAIN CONTRACTOR PRIOR TO CONSTRUCTION, MAIN CONTRACTOR IS RESPONSIBLE FOR SET-OUT.

DESCRIPTION	REV	DATE
FIRST ISSUE	00	10/25

AKM DESIGN GROUP.
Innovating tomorrow through design
14 Riverwalk, Citywest, Dublin 24, D24 XN32
T: +353 1 479 6234 E: info@akmdesign.ie akmdesign.ie

STAGE: S4 - FOR PLANNING

DRAWN BY:	APPROVED BY:	AKM JOB NUMBER:
DM	CK	25007
DATE: 10/25		SCALE: 1:30 @ A1
REVISION NUMBER: 00		SEQUENCE NUMBER: 510001

25007-AKM-XXXX-XX-DR-C01-510001

PROJECT TITLE: GOREY RESIDENTIAL DEVELOPMENT

DRAWING TITLE: ROAD CROSS-SECTIONS & DETAILS

CLIENT: GLENVEAGH HOMES