KERRIGAN CONSULTING

Public Lighting Report

Proposed Residential Development at Kilnahue & Gorey Hill, Carnew Road & Kilnahue Lane, Gorey, Co. Wexford

DOCUMENT REVISION HISTORY			Ref:	250018-RKC-XXXX-XX-RP-E-006101
Rev	Author	Verified By	Date	Comments / Status
00	R. Kerrigan	A. Harris	07/07/2025	Draft for Comment
01	R. Kerrigan	A. Harris	31/10/2025	Draft for Planning
02	R. Kerrigan	A. Harris	25/11/2025	Issued for Planning

©2025 Kerrigan Consulting Engineering Limited

Kerrigan Consulting Engineering Limited shall not be liable in whole or part for any use of this document beyond such purpose(s) as the same was originally prepared or provided nor shall Kerrigan Consulting Engineering Limited be liable for any misinterpretation as to such intended purpose(s).

Contents

1-0 INTRODUCTION 3

2-0 EXTERNAL LIGHTING DESIGN 4

3-0 ECOLOGY 17

4-0 FUTURE DESIGN SUBMISSION TO WEXFORD COUNTY COUNCIL 18

APPENDIX I – WEXFORD CO. CO. PUBLIC LIGHTING SPECIFICATION – ADDENDUM 1 – DESIGNER CHECKLIST 19

APPENDIX II - PUBLIC LIGHTING LAYOUTS 20

1-0 INTRODUCTION

This report by Kerrigan Consulting will outline the design intent for the public lighting for the proposed residential development in Gorey, Co. Wexford for Glenveagh Homes.

The report details the lighting design of the development, including:

- Providing adequate illumination for both pedestrians and vehicles.
- Minimise light pollution on the surrounding areas and neighbours.
- Reduce glare on users.
- The use of high efficiency LED lighting technology.

The complete installation shall be in accordance with all relevant Irish and European Standards, including:

- IS 10101:2020 - National Rules for Electrical Installations;
- S.I. No. 291 of 2013: Safety. Health and Welfare at Work (Construction) Regulations 2013;
- IS EN 13201-2:2015 Road Lighting – Part 2: Performance Requirements;
- IS EN 13201-3:2015 Road Lighting – Part 3: Calculation of Performance;
- IS EN 13201-4:2015 Road Lighting – Part 4: Methods of Measuring Lighting Performance;
- BS 5489-1:2013 Code of Practice for the Design of Road Lighting. Part 1: Lighting of Roads and Public Amenity Areas;
- DN-LHT-03038 Design of Road Lighting for the National Road Network
- Wexford County Council Public Lighting Specification
- ESB Networks National Code of Practice for Customer Interface
- ESB Networks – Housing Schemes: Guidebook for ESB Networks Standards for Electrical Services
- Recommendations for Site Development Works in Housing Areas, DoEHLG
- Ecologist's recommendations

2-0 EXTERNAL LIGHTING DESIGN

It is proposed to install new 171 x Metro Streetlights (LED; 4000K), all with no tilt with the following wattages, optics and mounting arrangements:

- 13no. Single Head 36W Street Optic R03 (2no. with external luminaire integrated shield) mounted on 8m poles along Kilnahue Road and R725.
- 22no. Single Head 19W Forward Throw A Optic mounted on 6m poles - 1no. Twin and 20no. Single Head (3no. with external luminaire integrated shield).
- 108no. Single Head 19W Street Optic R03 mounted on 6m poles – 5no. Twin and 98no. Single Head (11no. with external luminaire integrated shield).
- 28no. Single Head 14W Street Optic R01 mounted on 6m poles - 4no. Twin and 20no. Single Head .

Please refer to drawings 250018-RKC-XXXX-XX-DR-E01-006301 and 250018-RKC-XXXX-XX-DR-E01-006302 for details.

Proposed Light Fitting

The lighting design is based on the following light fitting:

Luminaire A - Veelite Metro Streetlight 19W LED Forward Throw A Optic



Construction:	Die-cast aluminium. IP66 and IK09 rated.
Driver and LED modules are accessible for maintenance and removeable.	
Lens:	Tempered glass
Finish:	Grey RAL 9006
Lamps:	8 LED; 3,000K; G4
Lamp Flux:	2.26
File Name:	5MTA08LGA-FTA.ies
Maintenance Factor:	0.80
Lmax 70, 80, 90 (cd/klm):	401.3, 47.0, 0.5
No. in Project:	19
Life:	L90 B10 >100,000 hours @25°C
Height:	6 metres

Luminaire B - Veelite Metro Streetlight 19W LED Street Optic R03



Construction:	Die-cast aluminium. IP66 and IK09 rated.
Driver and LED modules are accessible for maintenance and removeable.	
Lens:	Tempered glass
Finish:	Grey RAL 9006
Lamps:	8 LED; 3,000K; G4
Lamp Flux:	2.27
File Name:	5MTA08LGA-R03.ies
Maintenance Factor:	0.80
Lmax 70, 80, 90 (cd/klm):	537.8, 56.5, 0.3
No. in Project:	97
Life:	L90 B10 >100,000 hours @25°C
Height:	6 metres

Luminaire C - Veelite Metro Streetlight 14W LED Street Optic R01



Construction:	Die-cast aluminium. IP66 and IK09 rated.
Driver and LED modules are accessible for maintenance and removeable.	
Lens:	Tempered glass
Finish:	Grey RAL 9006
Lamps:	8 LED; 3,000K; G4
Lamp Flux:	1.57
File Name:	5MTA08LGB-R01-3K.ies
Maintenance Factor:	0.80
Lmax 70, 80, 90 (cd/klm):	680.3, 387.6, 0.6
No. in Project:	28
Life:	L90 B10 >100,000 hours @25°C
Height:	6 metres

Luminaire D - Veelite Metro Streetlight 36W LED Street Optic R03



Construction:	Die-cast aluminium. IP66 and IK09 rated.
Driver and LED modules are accessible for maintenance and removeable.	
Lens:	Tempered glass
Finish:	Grey RAL 9006
Lamps:	16 LED; 3,000K; G4
Lamp Flux:	4.54
File Name:	5MTA12LGA-R03-3K.ies
Maintenance Factor:	0.80
Lmax 70, 80, 90 (cd/klm):	537.8, 56.5, 0.3
No. in Project:	11
Life:	L90 B10 >100,000 hours @25°C
Height:	8 metres

Luminaire E - Veelite Metro Streetlight 19W LED Street Optic R03



Construction:	Die-cast aluminium. IP66 and IK09 rated.
Driver and LED modules are accessible for maintenance and removeable.	
Lens:	Tempered glass
Finish:	Grey RAL 9006
Lamps:	8 LED; 3,000K; G4
Lamp Flux:	2.27
File Name:	5MTA12LGA-R03-BS.ies
Maintenance Factor:	0.80
Lmax 70, 80, 90 (cd/klm):	532.0, 28.8, 9.0
No. in Project:	11
Life:	L90 B10 >100,000 hours @25°C
Height:	6 metres

Luminaire F - Veelite Metro Streetlight 19W LED Forward Throw A Option - BS



Construction:	Die-cast aluminium. IP66 and IK09 rated.
Driver and LED modules are accessible for maintenance and removeable.	
Lens:	Tempered glass
Finish:	Grey RAL 9006
Lamps:	16 LED; 3,000K; G4 – with External Luminaire Integrated Shield
Lamp Flux:	2.26
File Name:	5MTA12LGA-FTA-BS.ies
Maintenance Factor:	0.80
Lmax 70, 80, 90 (cd/klm):	491.4, 48.8, 11.0
No. in Project:	3
Life:	L90 B10 >100,000 hours @25ºC
Height:	6 metres

Luminaire G - Veelite Metro Streetlight 36W LED Street Optic R03



Construction:	Die-cast aluminium. IP66 and IK09 rated.
Driver and LED modules are accessible for maintenance and removeable.	
Lens:	Tempered glass
Finish:	Grey RAL 9006
Lamps:	16 LED; 3,000K; G4
Lamp Flux:	4.54
File Name:	5MTA12LGA-R03-BS.ies
Maintenance Factor:	0.80
Lmax 70, 80, 90 (cd/klm):	532.0, 28.8, 9.0
No. in Project:	2
Life:	L90 B10 >100,000 hours @25ºC
Height:	8 metres

Please note that the design will be developed during the detailed design stage and the exact position and manufacturer of the light fittings may change, however the overall lighting installation will comply with the Standards listed in Section 1.0.

The preliminary calculations were carried out using Lighting Reality software. Results below and on the drawings 250018-RKC-XXXX-XX-DR-E01-006301 and 250018-RKC-XXXX-XX-DR-E01-006302.

General Data

Dimensions in Meters, Angles in Degrees

ID	Grid Name	X	Y	X' Length	Y' Length	X' Spacing	Y' Spacing
1	Road & Paths - Section 1...	104.87	348.68	366.42	255.25	1.50	1.49
2	Road & Paths - Section 2...	9.93	-12.67	311.77	361.43	1.50	1.50
3	Road & Paths - Section 3...	321.70	54.80	135.93	293.94	1.49	1.50
4	Isolines	-14.85	-29.00	565.57	695.97	2.26	2.78
5	Kilnahue Road	161.41	449.95	348.18	165.55	1.49	1.49
6	R725	124.44	-6.40	155.84	58.23	1.50	1.49

Luminaire Location Summary								
Luminaire Reference	Type	Location			Angle	Tilt	Cant	Outreach
		X	Y	Height				
1	B	308.69	530.23	6.00	333.00	0.00	0.00	0.50
2	B	377.39	477.63	6.00	335.00	0.00	0.00	0.50
3	B	400.01	484.94	6.00	152.00	0.00	0.00	0.50
4	B	362.20	446.20	6.00	335.00	0.00	0.00	0.50
5	A	349.64	412.03	6.00	56.00	0.00	0.00	0.50
6	B	352.35	395.90	6.00	327.00	0.00	0.00	0.50
7	B	365.97	390.75	6.00	162.00	0.00	0.00	0.50
8	B	348.54	355.15	6.00	162.00	0.00	0.00	0.50
9	B	334.69	359.55	6.00	341.00	0.00	0.00	0.50
10	C	358.52	373.68	6.00	239.00	0.00	0.00	0.50
11	B	298.13	508.59	6.00	334.00	0.00	0.00	0.50
12	B	277.79	466.50	6.00	334.00	0.00	0.00	0.50
13	B	267.43	434.78	6.00	334.00	0.00	0.00	0.50
14	B	253.65	406.41	6.00	336.00	0.00	0.00	0.50
15	B	241.39	381.14	6.00	333.00	0.00	0.00	0.50
16	A	252.34	538.26	6.00	156.00	0.00	0.00	0.50
17	B	234.61	492.43	6.00	152.00	0.00	0.00	0.50
18	B	219.69	461.52	6.00	155.00	0.00	0.00	0.50
19	B	202.06	429.62	6.00	140.00	0.00	0.00	0.50
20	E	177.56	407.63	6.00	328.00	0.00	0.00	0.50
21	B	159.92	374.26	6.00	141.00	0.00	0.00	0.50
22	B	135.86	350.34	6.00	128.00	0.00	0.00	0.50
23	B	204.10	397.49	6.00	246.00	0.00	0.00	0.50
24	C	193.42	381.99	6.00	237.00	0.00	0.00	0.50
25	B	222.72	366.66	6.00	242.00	0.00	0.00	0.50
26	B	243.86	348.19	6.00	154.00	0.00	0.00	0.50
27	C	264.92	350.00	6.00	245.00	0.00	0.00	0.50
28	B	323.68	424.61	6.00	64.00	0.00	0.00	0.50
29	B	306.56	443.78	6.00	157.00	0.00	0.00	0.50
30	B	317.28	467.62	6.00	160.00	0.00	0.00	0.50
31	A	335.50	511.80	6.00	240.00	0.00	0.00	0.50
32	B	329.84	493.23	6.00	155.00	0.00	0.00	0.50
33	B	243.96	473.84	6.00	243.00	0.00	0.00	0.50
34	B	267.03	462.78	6.00	243.00	0.00	0.00	0.50
35	A	307.69	417.69	6.00	159.00	0.00	0.00	0.50
36	B	295.17	391.93	6.00	152.00	0.00	0.00	0.50
37	A	284.73	370.29	6.00	152.00	0.00	0.00	0.50
38	B	205.98	349.30	6.00	342.00	0.00	0.00	0.50
39	B	114.29	332.45	6.00	126.00	0.00	0.00	0.50
40	B	91.32	315.27	6.00	127.00	0.00	0.00	0.50
41	A	40.92	282.12	6.00	49.00	0.00	0.00	0.50
42	B	63.23	294.31	6.00	125.00	0.00	0.00	0.50
43	B	193.40	323.49	6.00	332.00	0.00	0.00	0.50
44	B	178.84	293.27	6.00	332.00	0.00	0.00	0.50
45	B	166.14	297.25	6.00	241.00	0.00	0.00	0.50
46	B	155.96	282.61	6.00	143.00	0.00	0.00	0.50
47	B	132.34	283.76	6.00	311.00	0.00	0.00	0.50
48	B	109.33	266.80	6.00	308.00	0.00	0.00	0.50
49	A	90.07	252.59	6.00	300.00	0.00	0.00	0.50
50	B	136.97	247.10	6.00	167.00	0.00	0.00	0.50

Luminaire Location Summary								
Luminaire Reference	Type	Location			Angle	Tilt	Cant	Outreach
		X	Y	Height				
51	B	132.82	214.52	6.00	167.00	0.00	0.00	0.50
52	B	133.20	188.87	6.00	174.00	0.00	0.00	0.50
53	B	137.06	160.37	6.00	199.00	0.00	0.00	0.50
54	A	130.36	125.32	6.00	16.00	0.00	0.00	0.50
55	B	113.29	103.94	6.00	309.00	0.00	0.00	0.50
56	B	129.33	94.07	6.00	125.00	0.00	0.00	0.50
57	B	150.39	131.85	6.00	283.00	0.00	0.00	0.50
58	B	159.02	112.03	6.00	128.00	0.00	0.00	0.50
59	B	187.35	126.34	6.00	115.00	0.00	0.00	0.50
60	B	184.56	140.03	6.00	282.00	0.00	0.00	0.50
61	C	155.90	97.69	6.00	33.00	0.00	0.00	0.50
62	C	142.08	77.71	6.00	128.00	0.00	0.00	0.50
63	C	178.32	99.42	6.00	128.00	0.00	0.00	0.50
64	C	190.05	278.56	6.00	241.00	0.00	0.00	0.50
65	B	228.07	315.75	6.00	151.00	0.00	0.00	0.50
66	B	215.10	288.94	6.00	155.00	0.00	0.00	0.50
67	B	204.40	266.48	6.00	152.00	0.00	0.00	0.50
68	B	182.22	208.10	6.00	356.00	0.00	0.00	0.50
69	B	185.39	171.74	6.00	11.00	0.00	0.00	0.50
70	B	191.24	146.67	6.00	5.00	0.00	0.00	0.50
71	B	211.32	172.71	6.00	106.00	0.00	0.00	0.50
72	B	230.27	200.44	6.00	152.00	0.00	0.00	0.50
73	B	243.75	227.96	6.00	152.00	0.00	0.00	0.50
74	C	217.64	258.61	6.00	235.00	0.00	0.00	0.50
75	C	242.63	246.32	6.00	256.00	0.00	0.00	0.50
76	B	325.35	328.40	6.00	132.00	0.00	0.00	0.50
77	A	303.70	336.58	6.00	265.00	0.00	0.00	0.50
78	B	290.64	310.50	6.00	155.00	0.00	0.00	0.50
79	B	277.42	283.31	6.00	148.00	0.00	0.00	0.50
80	B	266.06	259.79	6.00	155.00	0.00	0.00	0.50
81	C	266.98	234.75	6.00	249.00	0.00	0.00	0.50
82	C	291.62	222.83	6.00	249.00	0.00	0.00	0.50
83	B	305.10	226.68	6.00	325.00	0.00	0.00	0.50
84	B	318.79	254.55	6.00	331.00	0.00	0.00	0.50
85	A	317.03	219.33	6.00	245.00	0.00	0.00	0.50
86	B	285.30	199.87	6.00	334.00	0.00	0.00	0.50
87	B	274.74	178.34	6.00	337.00	0.00	0.00	0.50
88	B	261.71	151.63	6.00	325.00	0.00	0.00	0.50
89	B	251.47	130.20	6.00	333.00	0.00	0.00	0.50
90	B	235.39	124.11	6.00	291.00	0.00	0.00	0.50
91	B	211.33	118.44	6.00	283.00	0.00	0.00	0.50
92	B	143.24	271.42	6.00	152.00	0.00	0.00	0.50
93	C	284.47	340.53	6.00	245.00	0.00	0.00	0.50
94	F	148.56	50.95	6.00	23.00	0.00	0.00	0.50
95	A	169.49	32.04	6.00	203.00	0.00	0.00	0.50
96	D	160.45	10.77	8.00	297.00	0.00	0.00	0.50
97	D	189.31	22.44	8.00	297.00	0.00	0.00	0.50
98	D	218.54	34.32	8.00	292.00	0.00	0.00	0.50
99	C	164.50	55.79	6.00	31.00	0.00	0.00	0.50
100	B	189.60	48.97	6.00	112.00	0.00	0.00	0.50

Luminaire Location Summary								
Luminaire Reference	Type	Location			Angle	Tilt	Cant	Outreach
		X	Y	Height				
101	A	188.28	67.15	6.00	24.00	0.00	0.00	0.50
102	E	211.83	73.52	6.00	200.00	0.00	0.00	0.50
103	B	115.73	159.47	6.00	117.00	0.00	0.00	0.50
104	A	86.00	153.45	6.00	297.00	0.00	0.00	0.50
105	C	336.79	315.10	6.00	251.00	0.00	0.00	0.50
106	A	335.16	301.12	6.00	330.00	0.00	0.00	0.50
107	B	330.38	278.55	6.00	328.00	0.00	0.00	0.50
108	C	338.93	221.14	6.00	347.00	0.00	0.00	0.50
109	C	352.77	250.66	6.00	333.00	0.00	0.00	0.50
110	B	368.41	280.55	6.00	335.00	0.00	0.00	0.50
111	E	383.67	291.93	6.00	245.00	0.00	0.00	0.50
112	F	406.49	280.60	6.00	245.00	0.00	0.00	0.50
113	E	408.51	244.49	6.00	171.00	0.00	0.00	0.50
114	E	398.92	208.84	6.00	153.00	0.00	0.00	0.50
115	E	382.34	176.01	6.00	145.00	0.00	0.00	0.50
116	F	380.68	159.34	6.00	146.00	0.00	0.00	0.50
117	B	346.43	171.84	6.00	64.00	0.00	0.00	0.50
118	A	339.62	202.67	6.00	147.00	0.00	0.00	0.50
119	A	319.33	191.22	6.00	337.00	0.00	0.00	0.50
120	B	197.25	121.36	6.00	17.00	0.00	0.00	0.50
121	G	197.09	563.80	8.00	81.00	0.00	0.00	0.50
122	G	231.96	560.84	8.00	92.00	0.00	0.00	0.50
123	D	263.17	556.51	8.00	74.00	0.00	0.00	0.50
124	D	294.55	543.82	8.00	73.00	0.00	0.00	0.50
125	D	325.68	529.35	8.00	72.00	0.00	0.00	0.50
126	D	356.88	514.01	8.00	74.00	0.00	0.00	0.50
127	D	386.70	501.71	8.00	74.00	0.00	0.00	0.50
128	D	416.57	489.18	8.00	72.00	0.00	0.00	0.50
129	D	447.07	478.21	8.00	71.00	0.00	0.00	0.50
130	B	282.59	540.24	6.00	74.00	0.00	0.00	0.50
131	A	243.69	515.86	6.00	159.00	0.00	0.00	0.50
132	B	363.50	500.56	6.00	68.00	0.00	0.00	0.50
133	B	353.82	429.14	6.00	335.00	0.00	0.00	0.50
134	B	279.07	422.44	6.00	157.00	0.00	0.00	0.50
135	B	229.64	385.22	6.00	244.00	0.00	0.00	0.50
136	C	267.07	385.42	6.00	152.00	0.00	0.00	0.50
137	C	286.98	420.21	6.00	314.00	0.00	0.00	0.50
138	B	268.08	361.01	6.00	340.00	0.00	0.00	0.50
139	E	408.97	392.69	6.00	152.00	0.00	0.00	0.50
140	E	394.88	360.59	6.00	152.00	0.00	0.00	0.50
141	B	287.83	487.42	6.00	330.00	0.00	0.00	0.50
142	B	234.80	550.51	6.00	113.00	0.00	0.00	0.50
143	E	55.57	305.41	6.00	315.00	0.00	0.00	0.50
144	C	217.00	337.87	6.00	294.00	0.00	0.00	0.50
145	B	185.44	237.76	6.00	354.00	0.00	0.00	0.50
146	D	247.86	46.46	8.00	286.00	0.00	0.00	0.50
147	B	349.25	261.48	6.00	152.00	0.00	0.00	0.50
148	E	364.22	292.50	6.00	143.00	0.00	0.00	0.50
149	E	380.36	327.76	6.00	154.00	0.00	0.00	0.50
150	B	333.47	227.11	6.00	144.00	0.00	0.00	0.50

Luminaire Location Summary								
Luminaire Reference	Type	Location			Angle	Tilt	Cant	Outreach
		X	Y	Height				
151	C	345.18	331.92	6.00	228.00	0.00	0.00	0.50
152/1	B	387.99	450.45	6.00	337.00	0.00	0.00	0.50
153/1	B	387.99	450.45	6.00	157.00	0.00	0.00	0.50
154/2	A	379.87	424.03	6.00	337.00	0.00	0.00	0.50
155/2	A	379.87	424.03	6.00	157.00	0.00	0.00	0.50
156/3	C	379.51	376.23	6.00	337.00	0.00	0.00	0.50
157/3	C	379.51	376.23	6.00	157.00	0.00	0.00	0.50
158/4	C	385.97	404.45	6.00	335.00	0.00	0.00	0.50
159/4	C	385.97	404.45	6.00	155.00	0.00	0.00	0.50
160/5	B	431.45	463.74	6.00	345.00	0.00	0.00	0.50
161/5	B	431.45	463.74	6.00	165.00	0.00	0.00	0.50
162/6	B	418.99	426.96	6.00	340.00	0.00	0.00	0.50
163/6	B	418.99	426.96	6.00	160.00	0.00	0.00	0.50
164/7	C	403.99	445.05	6.00	340.00	0.00	0.00	0.50
165/7	C	403.99	445.05	6.00	160.00	0.00	0.00	0.50
166/8	B	161.83	71.19	6.00	123.00	0.00	0.00	0.50
167/8	B	161.83	71.19	6.00	303.00	0.00	0.00	0.50
168/9	C	361.07	339.10	6.00	340.00	0.00	0.00	0.50
169/9	C	361.07	339.10	6.00	160.00	0.00	0.00	0.50
170/10	B	192.89	89.70	6.00	123.00	0.00	0.00	0.50
171/10	B	192.89	89.70	6.00	303.00	0.00	0.00	0.50

Light levels are as follows:

Roads & Paths – Section 1



Results	
Eav	5.33
Emin	1.04
Emax	19.92
Emin/ Emax	0.05
Emin/ Eav	0.20

These levels comply with IS EN 13201-2 / BS 5489-1 for roads & paths – class P4 (5.0 lux average, 1.0 lux minimum).

Roads & Paths – Section 2:



Results	
Eav	5.39
Emin	1.05
Emax	20.20
Emin/ Emax	0.05
Emin/ Eav	0.20

These levels comply with IS EN 13201-2 / BS 5489-1 for roads & paths – class P4 (5.0 lux average, 1.0 lux minimum).

Road & Paths – Section 3:

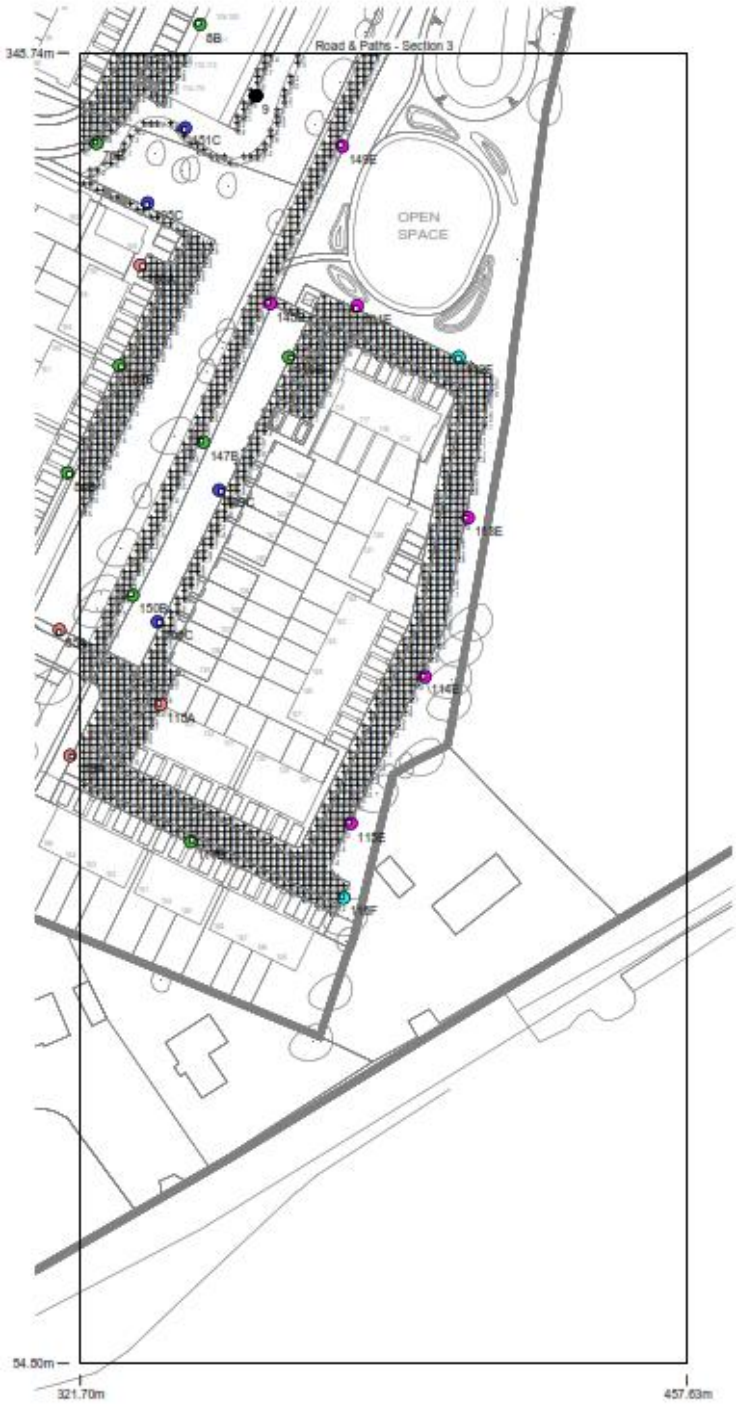

Results	
Eav	5.33
Emin	1.04
Emax	17.57
Emin/ Emax	0.06
Emin/ Eav	0.20

These levels comply with IS EN 13201-2 / BS 5489-1 for roads & paths – class P4 (5.0 lux average, 1.0 lux minimum).

Kilnahue Road:

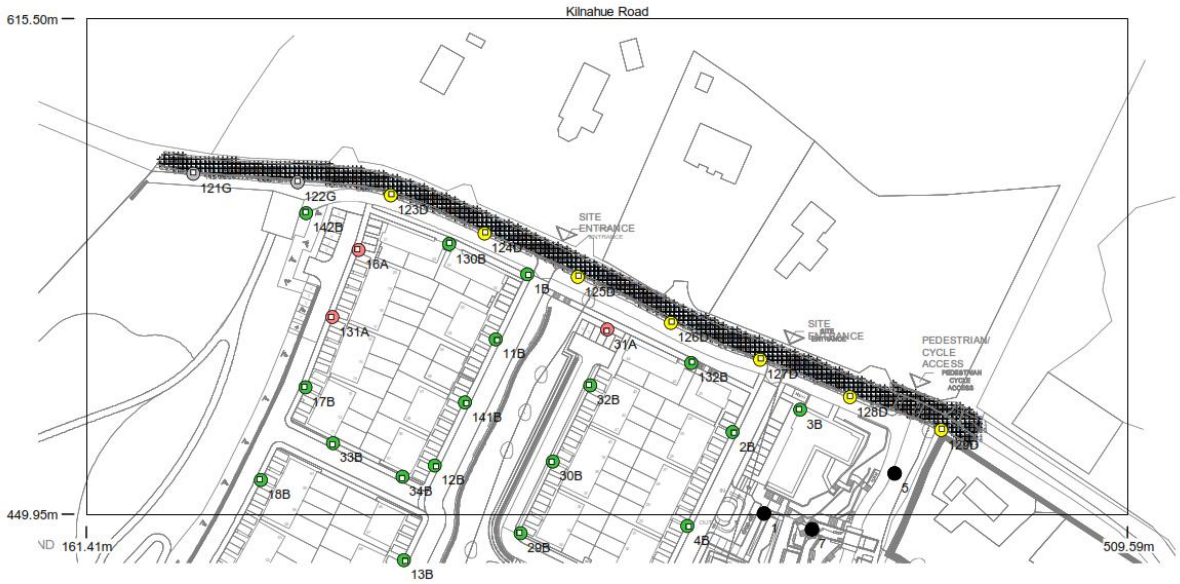

Results	
Eav	8.58
Emin	3.39
Emax	19.95
Emin/ Emax	0.17
Emin/ Eav	0.40

These levels comply with IS EN 13201-2 / BS 5489-1 for roads - class C5 (7.5 lux average, 0.40 uniformity) and also class P3 (7.5 lux average, 1.5 lux minimum).

R725:

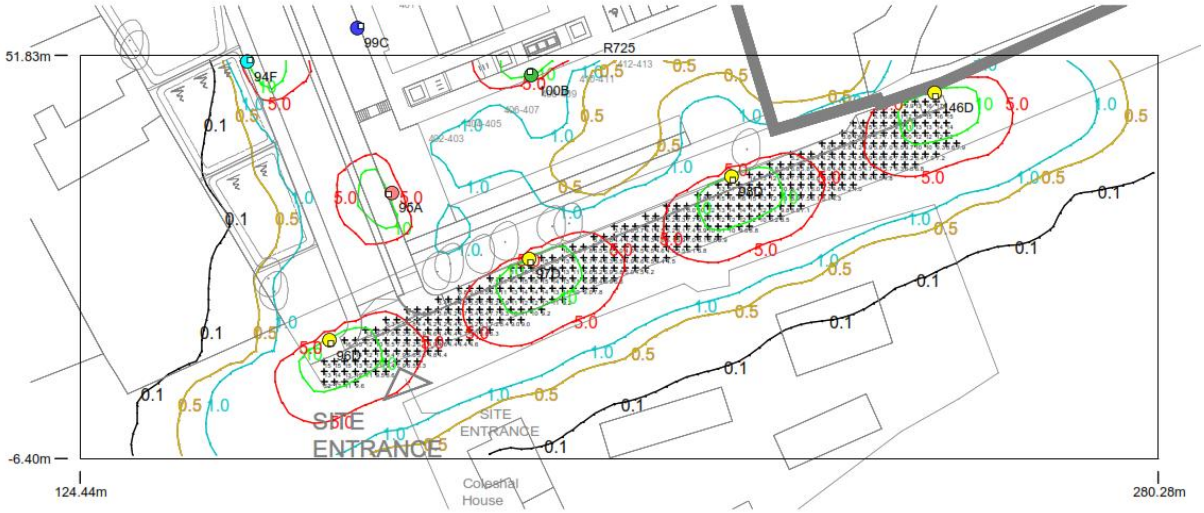

Results	
Eav	8.38
Emin	3.43
Emax	17.79
Emin/ Emax	0.19
Emin/ Eav	0.41

These levels comply with IS EN 13201-2 / BS 5489-1 for roads - class C5 (7.5 lux average, 0.40 uniformity) and also class P3 (7.5 lux average, 1.5 lux minimum).

Isolines:



3-0 ECOLOGY

Optics/ shields/ cowls shall be installed where necessary, in consideration of wildlife (e.g. bats) and to prevent unnecessary up lighting or illumination of nearby trees, buildings etc.

The site lighting design will be developed further during the detailed design stage, taking on board any further recommendations from the Ecologist/ WCC.

4-0 FUTURE DESIGN SUBMISSION TO WEXFORD COUNTY COUNCIL

In accordance with Wexford County Council Public Lighting requirements, a formal design submission shall be made to Wexford County Council for approval, prior to the installation of any public lighting, or associated columns/ poles, ducts etc. on site.

All exterior lighting and associated electrical infrastructure shall be submitted in the following format:

- Completed Designer Checklist, including all relevant information (as per sample form in Appendix I).
- Lighting Reality® calculations in soft format. The cover shall show:
    - The identity of the lighting designer, both the individual and the company.
    - The name of the project.
    - The lighting classification designed to at full power, and a second calculation reflecting the designed dimming.
    - The combined maintenance factor for the luminaire and how it was derived.
    - The ambient temperature of the photometry used.
- Lighting Reality® report in PDF format.
- CAD drawing in soft format showing the following information:
    - The site boundary.
    - All landscaping details.
    - All services.
    - All private areas to be hatched and identified.
    - Individually numbered columns with icons of a size to allow accurate assessment of the column positions.
    - PL ducting layout.
    - PL cable access chambers.
    - Individually numbered public lighting midi pillar locations.
    - ESB cabinet locations.
    - Individually numbered single line circuit diagrams.
    - All duct, column foundation or any other detail shall only show Wexford County Council approved versions. Non-approved versions shall not be included in any drawing submitted to contractors.
- Technical specifications for the proposed equipment, and if requested, luminaire thermal test reports and LM80 reports.
- Written details outlining the OEM warranty and the procedure for transferring warranty to Wexford County Council when the development is presented for taken in charge.
- Electrical cable calculations for each circuit.
- Energy consumption calculations reflecting any designed dimming regime.

APPENDIX I – WEXFORD CO. CO. PUBLIC LIGHTING SPECIFICATION – ADDENDUM 1 – DESIGNER CHECKLIST

To ensure that your public lighting design application meets all requirements, please complete the following check list and attach all required documentation. Approval will not be granted if documents are missing or incomplete.

No lighting infrastructure installation may commence until written approval has been received.

Project name: _____
Project location: _____
Developer: _____
Developer contact details: _____
Planning register number: _____
Lighting designer: _____
Designer contact details: _____
Lighting class selected: _____

Approval for your lighting design cannot be processed or approved without the following documentation. Please confirm it has been completed and attached with your application:

Lighting Reality® calculation in soft format ·
Lighting Reality® report in PDF format ·
CAD drawing in soft format ·

Showing:
➢ The site boundary ·
➢ Private areas hatched and identified ·
➢ Landscaping features such as trees ·
➢ Individually numbered column locations ·
➢ Ducting run locations ·
➢ Cable access chambers ·
➢ Individually numbered micro pillar locations ·
➢ ESB cabinet locations ·
➢ Individually numbered single line circuit diagrams ·
➢ All other services ·

Technical specifications for the proposed equipment including TM 21 and LM80 report ·
Written details of warranties and access to warranty procedure ·
Voltage drop calculation for each circuit ·
Energy calculations reflecting the designed dimming profile ·
Designers risk assessment report ·

Sign _____

Print _____

Date _____

APPENDIX II - PUBLIC LIGHTING LAYOUTS

Contact

Ronan Kerrigan
087 387 9267
rkerrigan@kerriganconsulting.ie

©2025 Kerrigan Consulting Engineering Limited
Kerrigan Consulting Engineering Limited shall not be liable in whole or part for any use of this document beyond such purpose(s) as the same was originally prepared or provided nor shall Kerrigan Consulting Engineering Limited be liable for any misinterpretation as to such intended purpose(s).

KERRIGAN
CONSULTING