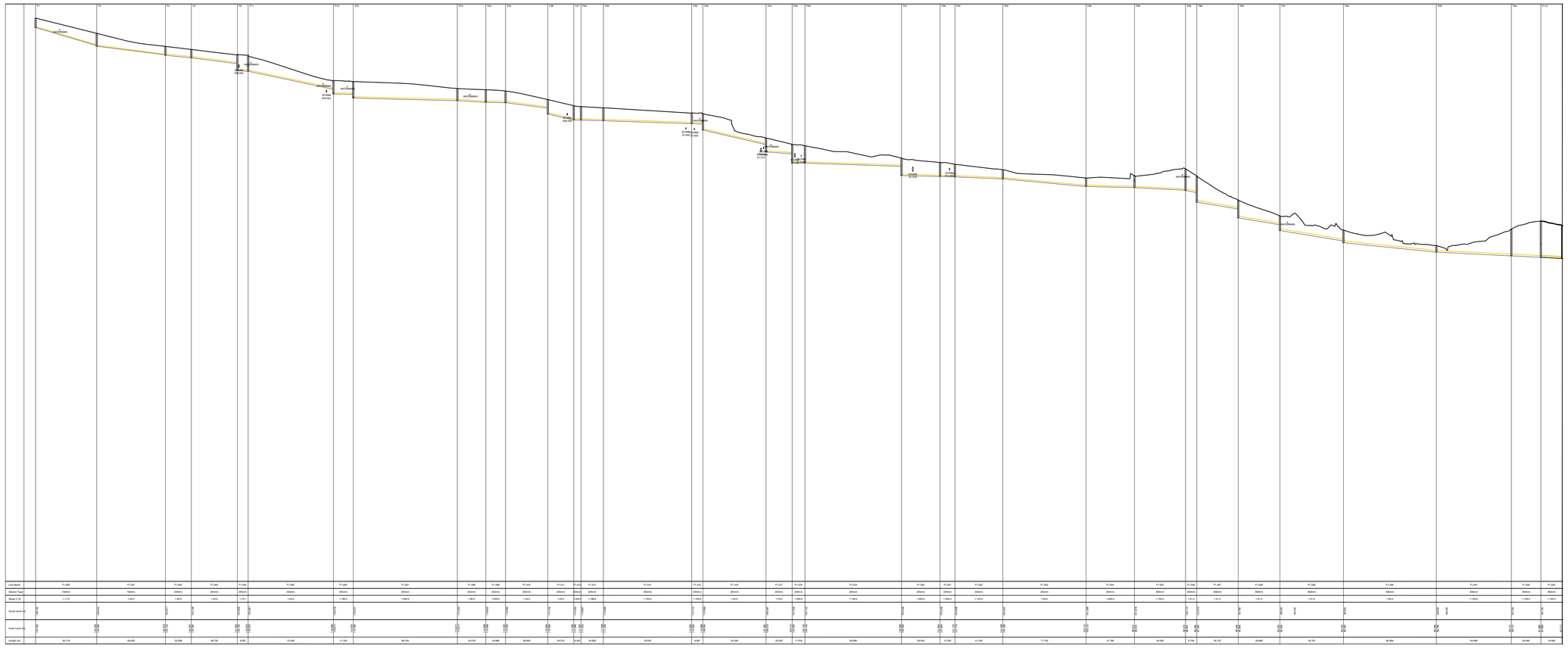

Link Name	P1.000	P1.001	P1.002	P1.003	P1.004	P1.005	P1.006	P1.007	P1.008	P1.009	P1.010	P1.011	P1.012	P1.013	P1.014	P1.015	P1.016	P1.017	P1.018	P1.019	P1.020	P1.021	P1.022	P1.023	P1.024	P1.025	P1.026	P1.027	P1.028	P1.029	P1.030	P1.031	P1.032	P1.033
Section Type	150mm	150mm	225mm	225mm	225mm	225mm	225mm	225mm	225mm	225mm	225mm	225mm	225mm	225mm	225mm	225mm	225mm	225mm	225mm	225mm	225mm	225mm	225mm	225mm	225mm	225mm	225mm	300mm	300mm	300mm	300mm	300mm	300mm	300mm
Slope (1:X)	1:17.3	1:46.0	1:58.0	1:46.0	179.1	1:24.0	1:186.0	1:200.0	1:96.0	1:200.0	1:46.0	1:20.0	1:196.8	1:150.0	1:150.0	1:150.0	1:20.0	1:75.0	1:200.0	1:150.0	1:200.0	1:200.0	1:135.0	1:150.0	1:200.0	1:150.0	1:200.0	1:91.4	1:91.4	1:91.4	1:91.4	1:90.0	1:150.0	1:150.0	1:150.0
Cover Level (m)	136.790	134.045	132.671	132.346	132.034	132.027	132.678	133.027	133.048	133.068	133.088	133.074	133.084	133.074	133.088	133.074	133.048	133.027	132.678	132.534	132.027	131.930	131.930	131.930	131.930	131.930	131.674	131.674	131.746	131.746	132.03	131.746	131.746	131.746
Invert Level (m)	131.640 131.540	130.295 130.195	129.471 129.346	129.146 129.046	129.034 128.934	129.027 128.927	128.678 128.578	128.027 127.927	128.048 127.948	128.068 127.968	128.088 127.988	128.074 127.974	128.084 127.984	128.074 127.974	128.088 127.988	128.074 127.974	128.048 127.948	128.027 127.927	127.678 127.578	127.534 127.434	127.027 126.927	126.930 126.830	126.930 126.830	126.930 126.830	126.930 126.830	126.930 126.830	126.674 126.574	126.674 126.574	126.746 126.646	126.746 126.646	127.03 126.93	126.746 126.646	126.746 126.646	126.746 126.646
Length (m)	52.719	58.228	22.559	39.735	8.261	73.530	17.126	86.764	20.078	16.666	36.005	22.013	2.261	16.093	76.235	9.567	54.482	22.005	11.016	80.288	22.043	12.783	41.264	71.753	41.780	44.005	8.700	26.727	30.960	64.761	80.994	64.960	25.460	16.480



Link Name	F2.000
Section Type	150mm
Slope (1:X)	1:54.2
Cover Level (m)	122.267 / 122.809
Invert Level (m)	120.917 / 120.612
Length (m)	16.534

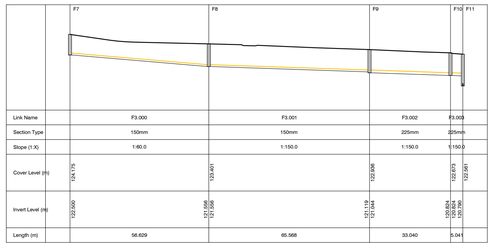

Link Name	F3.000	F3.001	F3.002	F3.003
Section Type	150mm	150mm	225mm	225mm
Slope (1:X)	1:60.0	1:150.0	1:150.0	1:150.0
Cover Level (m)	124.175 / 122.950	124.401 / 122.956	122.956 / 122.673	122.673 / 122.581
Invert Level (m)	121.950 / 121.666	121.119 / 121.044	120.824 / 120.795	120.795 / 120.695
Length (m)	56.829	65.568	33.040	5.041

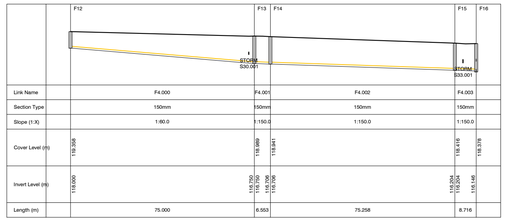

Link Name	F4.000	F4.001	F4.002	F4.003
Section Type	150mm	150mm	150mm	150mm
Slope (1:X)	1:60.0	1:150.0	1:150.0	1:150.0
Cover Level (m)	134.308	134.469 / 134.841	134.410 / 134.378	
Invert Level (m)	131.600	131.750 / 131.706	131.504 / 131.548	131.148
Length (m)	75.000	6.553	75.258	8.716

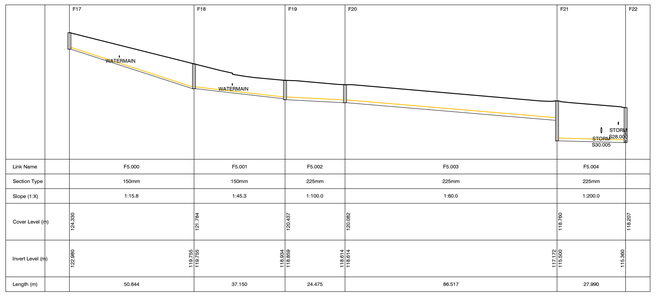

Link Name	F5.000	F5.001	F5.002	F5.003	F5.004	
Section Type	150mm	150mm	225mm	225mm	225mm	
Slope (1:X)	1:15.8	1:45.3	1:100.0	1:60.0	1:200.0	
Cover Level (m)	124.330	121.744	120.437	120.060	118.760	118.257
Invert Level (m)	122.980	119.750 / 119.350	118.954 / 118.850	118.614 / 118.514	117.710 / 117.660	117.360
Length (m)	50.844	37.150	24.475	86.517	27.990	

NOTES

1. NO PART OF THIS DRAWING MAY BE REPRODUCED OR TRANSMITTED IN ANY FORM OR STORED IN ANY RETRIEVAL SYSTEM OF ANY NATURE WITHOUT THE WRITTEN PERMISSION OF AKM DESIGN AS COPYRIGHT HOLDER, EXCEPT AS AGREED FOR USE ON THE PROJECT FOR WHICH THE DRAWING IS ORIGINALLY ISSUED.
2. ALL DIMENSIONS ARE IN m UNLESS OTHERWISE NOTED.
3. THE CONTRACTOR SHALL CHECK ALL DIMENSIONS PRIOR TO COMMENCEMENT OF CONSTRUCTION. DISCREPANCIES SHALL BE REPORTED TO THIS OFFICE IN WRITING.

WASTEWATER

1. WASTEWATER SERVICES ARE TO BE IN ACCORDANCE WITH IRISH WATER CODE OF PRACTICE DOC IW-CDS-5030-03.
2. ALL INFRASTRUCTURE WILL BE PROVIDED IN LINE WITH THE IRISH WATER STANDARD DETAILS.
3. uPVC SN8 PIPES TO BE USED FOR FOUL WASTEWATER SEWER LAYOUT IN ACCORDANCE TO SECTION 3.13.
4. MANHOLES LOCATED IN GRASS AREAS ARE TO BE SURROUNDED BY A CONCRETE PLINTH, 200MM ALL ROUND AND 100MM DEEP FORMED OF C20/25 CONCRETE, 20MM AGGREGATE SIZE BEDDED IN CASE 804 MATERIAL.
5. MANHOLES DEEPER THAN 3m AND LESS THAN 6m TO BE CONSTRUCTED AS PER IW-CDS-5030-03 SECTION 3.12.
6. SEWER SPACINGS TO BE AS PER IRISH WATER STANDARD DETAIL STD-WW-05:
   - ALL SEWER PIPES TO BE A MINIMUM OF 300mm AWAY FROM OUTSIDE OF MANHOLES.
   - ALL SEWER PIPES TO BE A MINIMUM OF 1000mm AWAY FROM ROAD KERBS.
   - ALL MANHOLES TO BE A MINIMUM OF 500mm AWAY FROM ROAD KERBS.
7. ALL PIPE CROSSINGS WITH LESS THAN 300mm VERTICAL CLEARANCE TO BE ENCASED IN CONCRETE.

COPYRIGHT RESERVED. ALL DRAWINGS TO BE READ IN CONJUNCTION WITH, ARCHITECTURE, STRUCTURAL ENGINEERS & MECHANICAL ENGINEERS DETAILS.

DO NOT SCALE DRAWING. USE FIGURED DIMENSIONS ONLY. ALL DISCREPANCIES TO BE REPORTED TO AKM DESIGN GROUP IMMEDIATELY. ALL DIMENSIONS TO BE CHECKED ON SITE BY MAIN CONTRACTOR PRIOR TO CONSTRUCTION, MAIN CONTRACTOR IS RESPONSIBLE FOR SET-OUT.

DESCRIPTION	REV	DATE
FIRST ISSUE	00	10/25
REVISED OFFSITE FOUL AS PER DETAILED SURVEY	01	11/25
REVISED AS PER UISCE EIREANN COMMENTS	02	11/25

AKM DESIGN GROUP.
Innovating tomorrow through design
14 Riverwalk, Citywest, Dublin 24, D24 XN32
T: +353 1 479 6234 E: info@akmdesign.ie akmdesign.ie

STAGE:
S4 - FOR PLANNING

DRAWN BY:	APPROVED BY:	AKM JOB NUMBER:
DM	CK	25007
DATE: 11/25		**SCALE:** HORIZ 1:1250 @ A1 VERT 1:250
REVISION NUMBER: 02		**SEQUENCE NUMBER:** 410001

25007-AKM-XXXX-XX-DR-C01-410001

PROJECT TITLE:
GREY RESIDENTIAL DEVELOPMENT

DRAWING TITLE:
PROPOSED FOUL SECTION
SHEET 1 OF 3

CLIENT:
GLENVEAGH HOMES