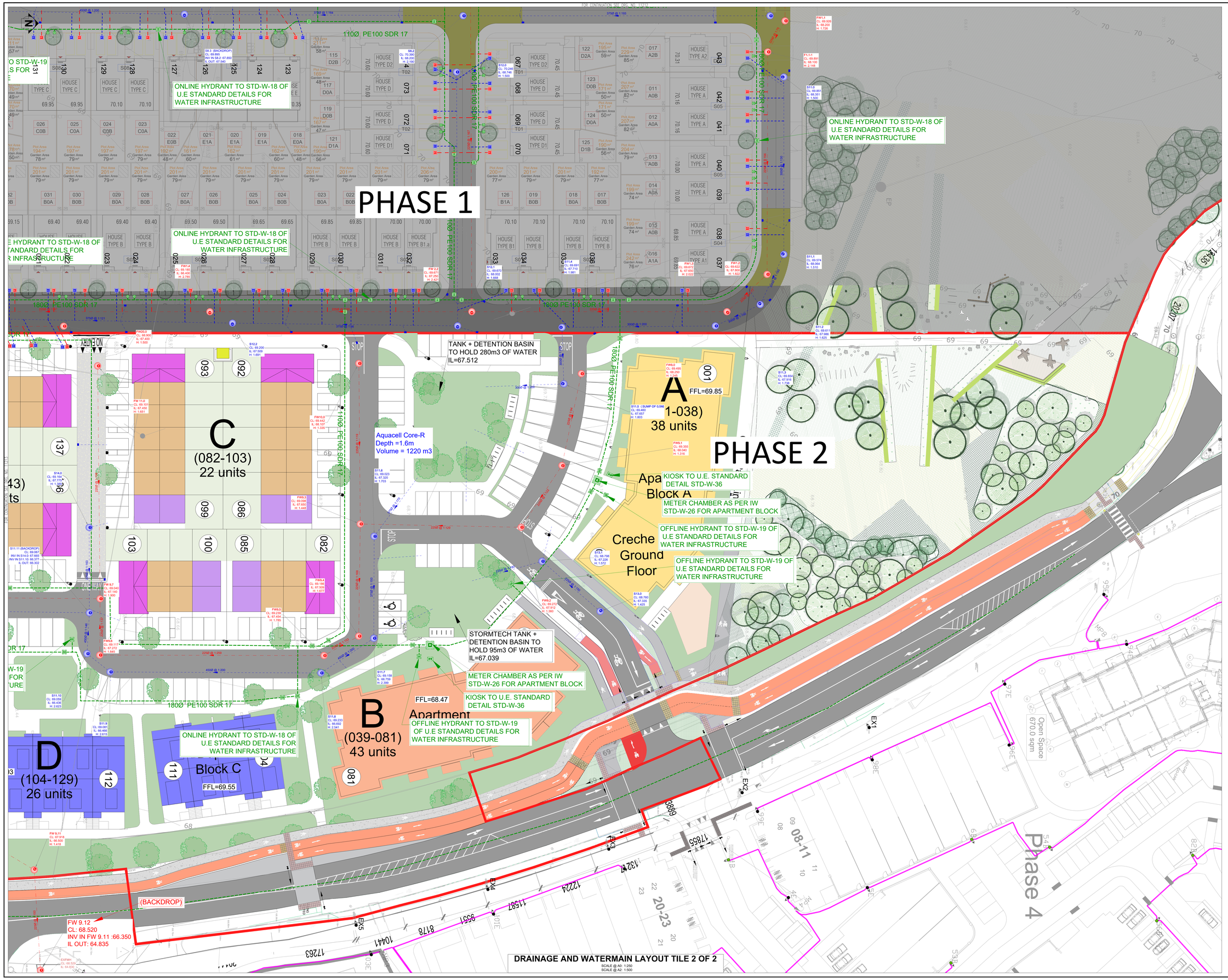

DRAINAGE AND WATERMAIN LAYOUT TILE 2 OF 2

SCALE @ A0: 1:250
SCALE @ A2: 1:500

NOTES

1. THIS DRAWING IS TO BE READ IN CONJUNCTION WITH ALL ENGINEERS & ARCHITECT'S DRAWINGS.FIGURED DIMENSIONS ONLY (NOT SCALING) TO BE USED. WHERE A CONFLICT OF INFORMATION EXISTS OR IF IN ANY DOUBT - 'ASK'.
2. CONSULTANTS TO BE INFORMED IMMEDIATELY OF ANY DISCREPANCIES BEFORE WORK PROCEEDS.

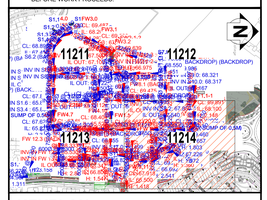

KEYPLAN

SCALE @ A0: 1:5000
SCALE @ A2: 1:10000

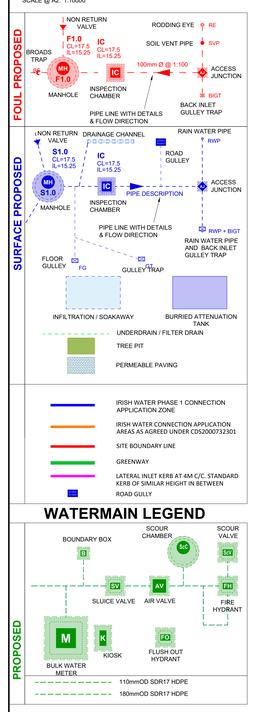

WATERMAIN LEGEND

ISSUE	DATE	DESCRIPTION	DRN / DRG	P.E. / P.D.
PL1	08.08.25	ISSUED FOR PLANNING	RP / RP	CF / CK

DRAWING STAGE: **PLANNING**

BM BARRETT MAHONY
Dublin Office: Sandwith House, 52-54 Lower Sandwith Street, Dublin 2, Ireland. Tel: (01) 677 3200 Fax: (01) 677 3164
London Office: 12 Mill Street, London SE1 2AY, United Kingdom Tel: (0044) 084 5413 2722
Consulting Engineers, Civil . Structural . Project Management.E-mail: bmce@bmce.ie Web: www.bmce.ie

The Institution of Structural Engineers · ACEI · Fidic

CLIENT: **SEATTLE CONSTRUCTION LTD.**

PROJECT TITLE: **KILWOGHAN WOODS, CELBRIDGE, CO KILDARE**

BM PROJECT No.: **24.283**

MODEL REFERENCE: -

MODEL REV.: 0

SUITABILITY: S0

DRAWING TITLE: **DRAINAGE AND WATERMAIN LAYOUT TILE 2 OF 2**

DRAWING No.: **KWW-BMD-00-XX-DR-C-13214**

ISSUE: **PL1**