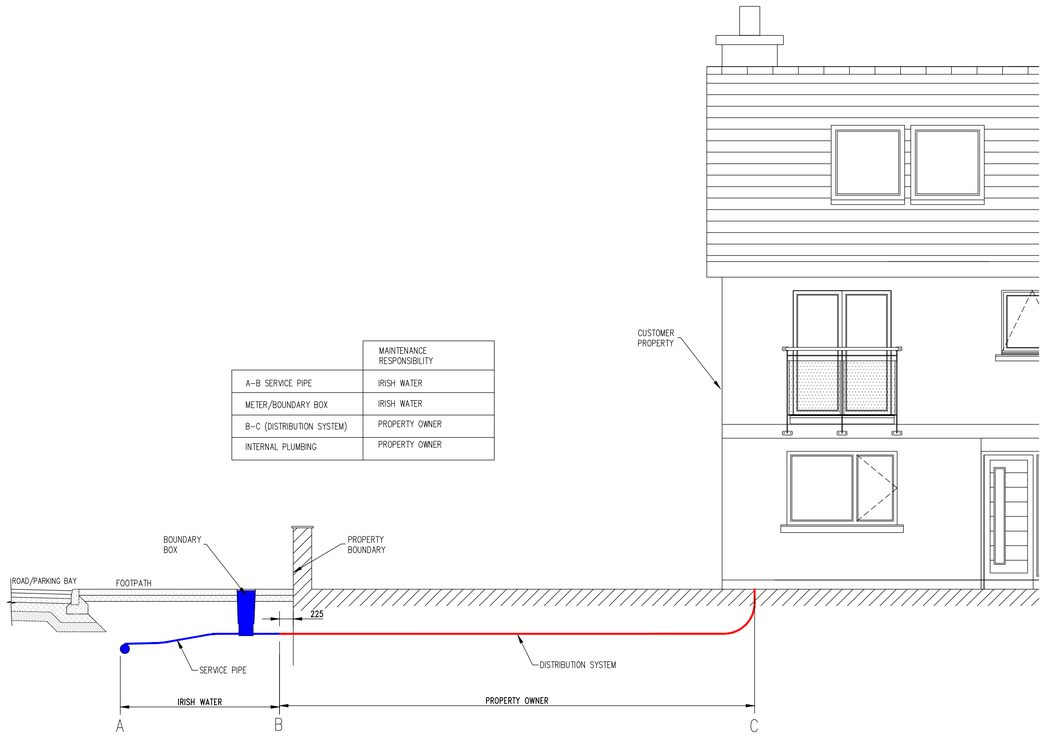

	MAINTENANCE RESPONSIBILITY
A–B SERVICE PIPE	IRISH WATER
METER/BOUNDARY BOX	IRISH WATER
B–C (DISTRIBUTION SYSTEM)	PROPERTY OWNER
INTERNAL PLUMBING	PROPERTY OWNER

WATER SERVICE CONNECTION RESPONSIBILTY
SCALE 1:50

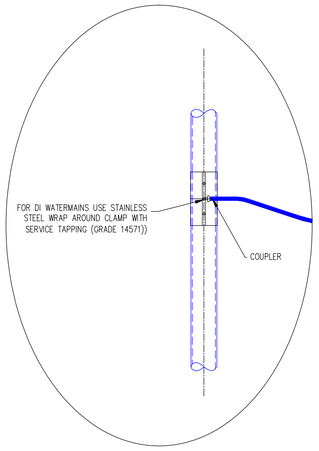

FOR DUCTILE IRON (DI) WATERMAIN ONLY
SCALE 1:20

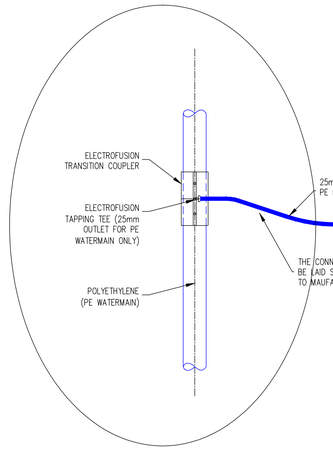

FOR POLYETHYLENE (PE) WATERMAIN ONLY
SCALE 1:20

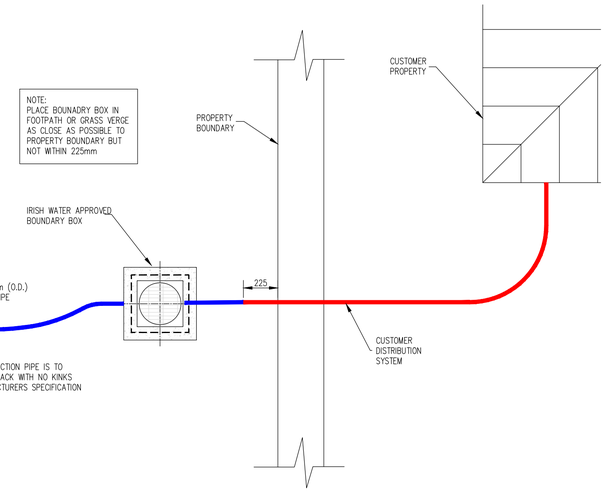

PLAN (CUSTOMER CONNECTION AND BOUNDARY BOX)
SCALE 1:20

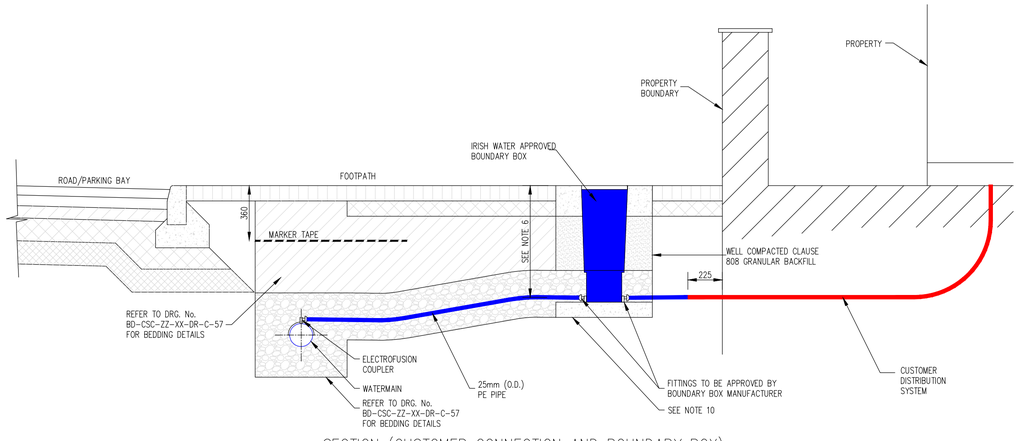

SECTION (CUSTOMER CONNECTION AND BOUNDARY BOX)
SCALE 1:20

GENERAL NOTES:–

1. ALL DIMENSIONS ARE IN MILLIMETRES UNLESS OTHERWISE NOTED.
2. FOR CONNECTION TO AN EXISTING MAIN THE CONNECTION SHALL BE AS PER THE PIPE MANUFACTURERS SPECIFICATION.
3. ELECTROFUSION COUPLING TO BE INSTALLED IN ACCORDANCE WITH MANUFACTURER'S INSTRUCTIONS.
4. ALL CONCRETE TO BE IN ACCORDANCE WITH IS EN206.

BOUNDARY BOX NOTES:–

5. THE BOUNDARY BOX TO BE IN ACCORDANCE WITH THE IRISH WATER SPECIFICATION, INCORPORATING A G1.5 MANIFOLD, STOP–TAP, FROST PLUG AND NON RETURN VALVE.
6. THE BOUNDARY BOX SHALL BE POSITIONED IN PUBLIC SPACE AND AS CLOSE AS POSSIBLE TO THE PROPERTY BOUNDARY BUT NO PART OR FITTING TO BE WITHIN IN 225mm OF THE PROPERTY LINE.
7. THE BOUNDARY BOX SHALL BE LOCATED WHERE IT IS SAFE TO OPEN THE COVER AND ACCESS THE STOP TAP OR VISUALLY READ THE METER, i.e. ON A FOOTPATH OR VERGE AND NOT IN A CARRIAGEWAY.
8. THE SURFACE BOX COVER ON THE BOUNDARY BOX SHOULD BE NOT LESS THAN GRADE C (BS 5834:2–2011); AND THE BOUNDARY BOX SHOULD BE LOCATED SUCH THAT HEAVIER GRADES OF COVER WOULD NOT BE REQUIRED.
9. THE SHAFT OF THE BOUNDARY BOX SHOULD BE INSTALLED VERTICALLY AND THE SURFACE BOX/COVER INCLINED TO MATCH THE SURFACE GRADIENT.
10. THE BOUNDARY BOX IS TO BE INSTALLED AT A MINIMUM DEPTH OF 600mm (+/–25mm) TO THE CROWN OF THE INLET AND THE OUTLET FITTINGS ON THE OUTSIDE OF THE BOX.
11. THE SERVICE CONNECTION PIPE SHALL NOT BE WRAPPED AROUND THE SHAFT OF THE BOUNDARY BOX OR BENT IN ANY RADIUS LESS THAN THAT APPROVED BY THE MANUFACTURER.
12. THE PIPE FITTINGS TO THE BOUNDARY BOX SHALL BE APPROVED BY THE BOUNDARY BOX MANUFACTURER.
13. THE BOUNDARY BOX SHALL BE INSTALLED HYGIENICALLY AND LEFT CLEAN AND FREE OF CONSTRUCTION WASTE OR DIRT FOR LATER METER INSTALLATION BY IRISH WATER.
14. BOX TO BE FOUNDED ON 100mm DEPTH OF C12/15 CONCRETE AND SURROUNDED WITH CLAUSE 808 GRANULAR MATERIAL.
15. THE DESIRABLE MINIMUM DEPTH OF COVER FROM THE FINISHED GROUND LEVEL TO THE EXTERNAL CROWN OF A SERVICE CONNECTION SHALL BE 750mm WITH AN ABSOLUTE MINIMUM DEPTH OF 600mm FOR SHORT DISTANCES (SUBJECT TO IRISH WATER AGREEMENT).

NOTE:
THIS DETAIL APPLIES WHERE THE FINISHED SURFACE EITHER UNBOUND (GRASS VERGE), BRICK PAVING OR MACADAM AND WHERE A CONCRETE PLINTH IS REQUIRED TO SUPPORT THE TOP OF THE BOUNDARY BOX

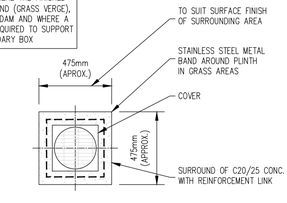

PLAN (CONCRETE SURROUND TO BOUNDARY BOX)
SCALE 1:20

S037

PLANNING DRAWING.
NOT FOR CONSTRUCTION.
ALL LEVELS GIVEN ARE RELATIVE TO ORDNANCE DATUM.
THIS DRAWING HAS BEEN ISSUED FOR INFORMATION PURPOSES ONLY AND MUST NOT BE USED FOR CONSTRUCTION UNDER ANY CIRCUMSTANCES

NOTES
1. For setting out refer to Architect's drawings.
2. This drawing to be read in conjunction with all other Architectural and Engineering drawings and all other relevant drawings and Specifications.
3. DO NOT SCALE THIS DRAWING. Use figured dimensions only.
4. No part of this document may be reproduced or transmitted in any form or stored in any retrieval system of any nature without the written permission as copyright holder except as agreed for use on the project for which the document was originally issued.
5. Ordnance Survey Ireland Licence Number EN 0074022

Rev. No.	Date	REVISION NOTE	Drn. By	Chkd. By
P1	02.09.2022	ISSUED FOR PLANNING	JS	OS

Architect	Paul Byrne Architects					
Project	Kilcock West SHD 2 Boycetown, Kilcock, Co. Kildare.					
Title	Watermain Details Sheet 1 of 2					
Dwg. No.	S037-CSC-XX-XX-DR-C-0123					
Date	Drn by	Chkd by	Aprvd by	Scale	Revision	
FEB 2021	JS	NB	OS	AS SHOWN @ A1	P1	

CS Consulting Group
DUBLIN | LONDON | LIMERICK
Head Office
19-22 Dame Street, Dublin 2.
T: +353 (0)1 5480863
e: info@csconsulting.ie
w: www.csconsulting.ie

NSAI Certified

Quality	I.S. EN ISO 9001:2008
Environment	I.S. EN ISO 14001:2004
Energy	I.S. EN ISO 50001:2011
Health & Safety	OHSAS 18001:2007