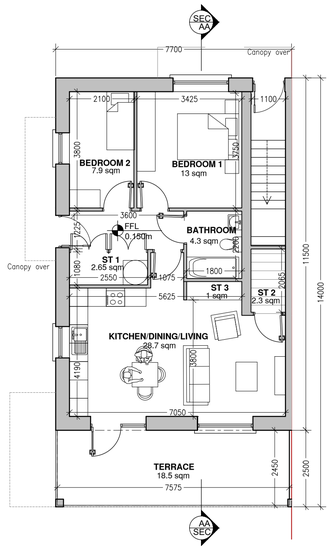

1 GROUND FLOOR PLAN - UNIT M1-A
SCALE 1:100

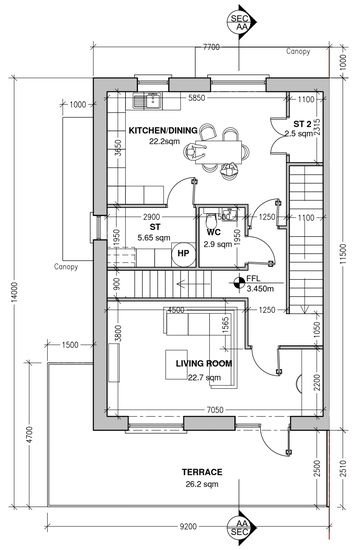

2 FIRST FLOOR PLAN - UNIT M1-B
SCALE 1:100

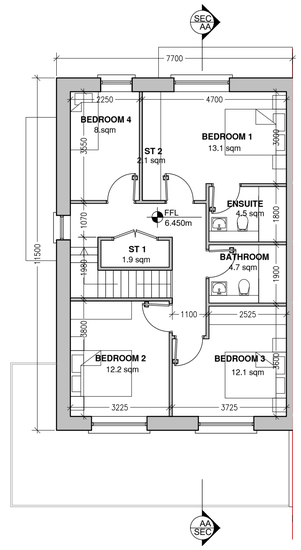

3 SECOND FLOOR PLAN - UNIT M1-B
SCALE 1:100



4 ROOF PLAN
SCALE 1:100

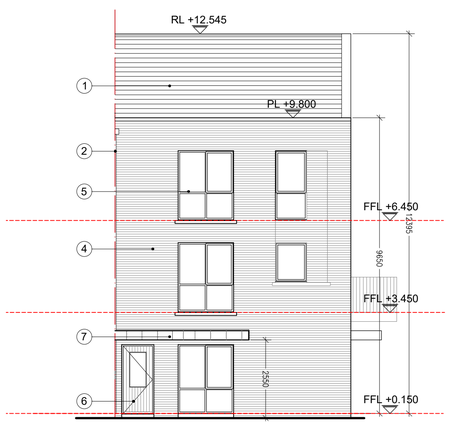

5 FRONT ELEVATION
SCALE 1:100

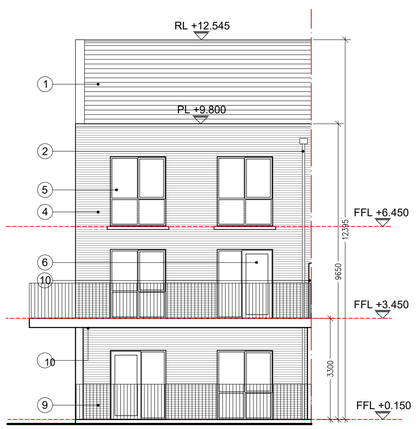

6 REAR ELEVATION
SCALE 1:100

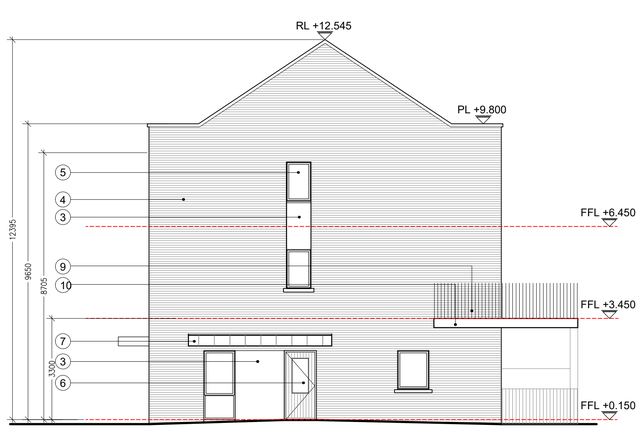

6 SIDE ELEVATION
SCALE 1:100

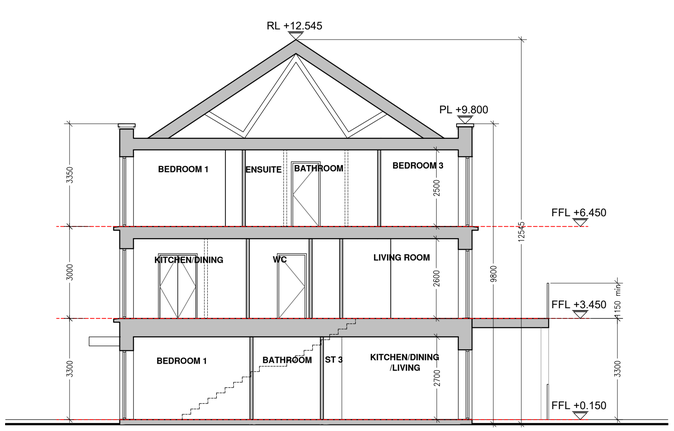

7 SECTION A-A
SCALE 1:100

DUPLEX TYPE M1
End Terrace duplex - Dual aspect
Total Gross Internal Floor Area = 227.7 sq.m

Units numbered:
Unit Type M1-A (Ground Floor Apartment): 207
Unit Type M1-B (Duplex) : 208

UNIT TYPE M1-A: 2-bed 3-peple Ground Floor Apartment

Total Gross Internal Floor Area = 67.4 sq.m

GROUND FLOOR AREAS
Living / Kitchen / Dining - 28.7 sq.M
Bedroom 1 - 13 sq.M
Bedroom 2 - 7.9 sq.M
Bathroom - 4.3 sq.M
Store 1 - 2.65 sq.M (0.6 sq.M HP)
Store 2 - 2.3 sq.M
Store 3 - 1 sq.M
Terrace - 18.5 sq.M

AGGREGATE AREAS
AGGREGATE LIVING SPACE - 28.7 sq.M
AGGREGATE BEDROOM SPACE - 20.9 sq.M
TOTAL STORAGE - 5.35 sq.M (excluding HP area)

UNIT TYPE M1-B: 4-bed 7-people Duplex Unit (2-storey unit)

Total Gross Internal Floor Area = 155.1 sq.m

GROUND FLOOR AREAS
(Total Ground Floor Area: 5.7 sqm)
Access Staircase - 5.7 sq.M

FIRST FLOOR AREAS
(Total First Floor Area: 77.4 sqm)
Living - 22.7 sq.M
Kitchen/Dining - 22.2 sq.M
WC - 2.9 sq.M
Store / HP - 5.65 sq.M (0.6 sq.M HP)
Store 2 - 2.5 sq.M
Terrace - 26.2 sq.M

SECOND FLOOR AREAS
(Total Second Floor Area: 77.4 sqm)
Bedroom 1 - 13.1 sq.M
Ensuite - 4.4 sq.M
Bedroom 2 - 12.1 sq.M
Bedroom 3 - 12.2 sq.M
Bedroom 4 - 8 sq.M
Bathroom - 4.7 sq.M
Store 1 - 1.9 sq.M
Store 2 - 2.1 sq.M

AGGREGATE AREAS
AGGREGATE LIVING SPACE - 44.9 sq.M
AGGREGATE BEDROOM SPACE - 45.4 sq.M
TOTAL STORAGE - 11.55 (excluding HP area)

MATERIAL LEGEND

1. Selected tiled roof finish
2. uPVC gutters and rainwater goods to selected colour
3. Selected render finish
4. Selected brickwork
5. Windows to be selected subject to DEAP analysis
6. Doors to be selected subject to Deap analysis
7. Selected standing seam system to canopy roof.
8. Gossip wall with selected brickwork finish
9. Metal balustrade or similar approved
10. Steel balcony structure.

Indicated Opaque glass

Note:

North Point varies. For North Point, finish floor levels, unit locations, Refer to drawings 22240-P101,P102, P103, P205, P206 & P510

Do not scale. Figure dimesions only.
Architect to be informed of any discrepancies.

REV	DATE	DRN	DESCRIPTION
–	19/07/22		Issue for approval
A	05.08.22	ASG	Issued SHD Application
B	29.08.22	ASG	Minor updates for final submission.

PBA
PAUL BYRNE ARCHITECTS
Priory
Stillorgan Road
Blackrock
Dublin A94 X2H1
Tel: +353 1 485 3341
Tel: +353 86 2566 406
Email: info@paulbyrnearchitects.ie
Web: www.paulbyrnearchitects.ie

©

JOB TITLE: Kilcock West SHD 2
CLIENT: Teresa Monaghan
DRAWINGS: Duplex Type M1

Scale: 1:100 @ A1
Drawn: MR & ASG
Date: July 2022
Checked: PB
Purpose of Issue: SHD application
Job No: 22240
Drawing No: P507
Revision: B