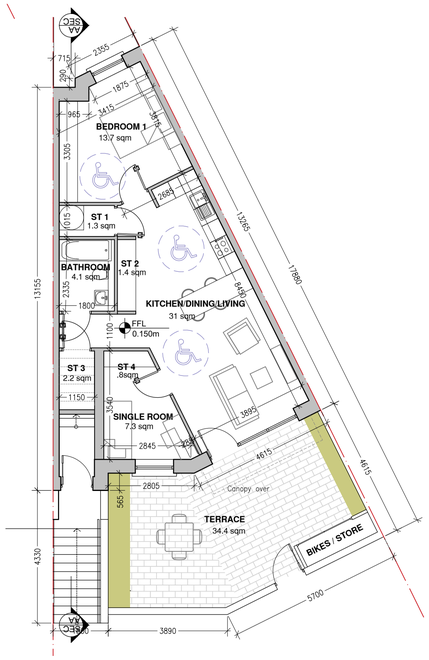

1 GROUND FLOOR PLAN
SCALE 1:100

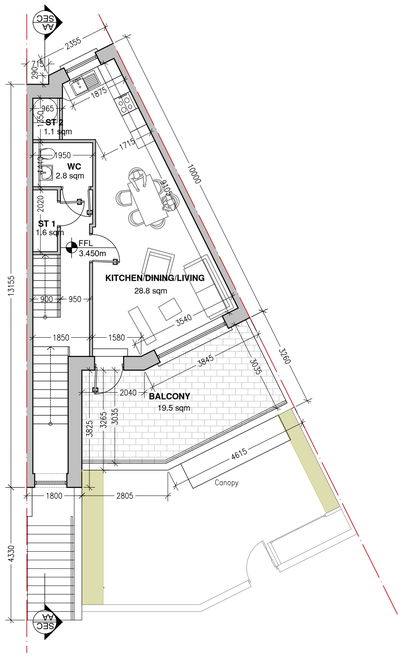

2 FIRST FLOOR PLAN
SCALE 1:100

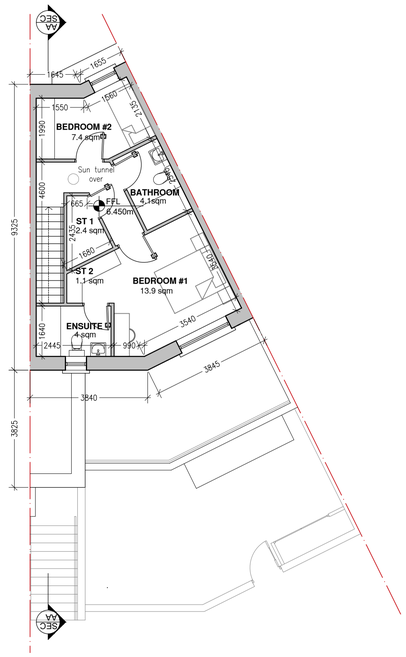

3 SECOND FLOOR PLAN
SCALE 1:100

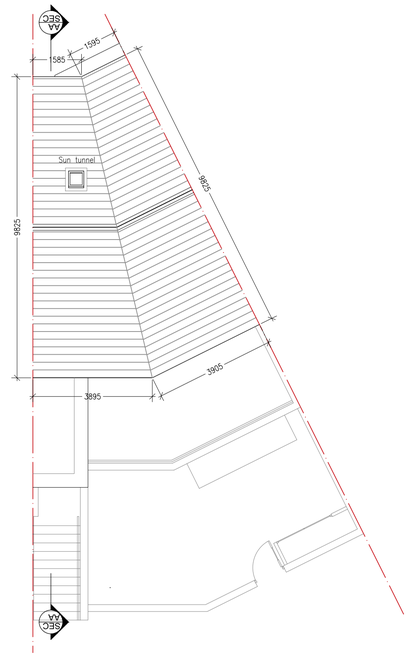

4 ROOF PLAN
SCALE 1:100

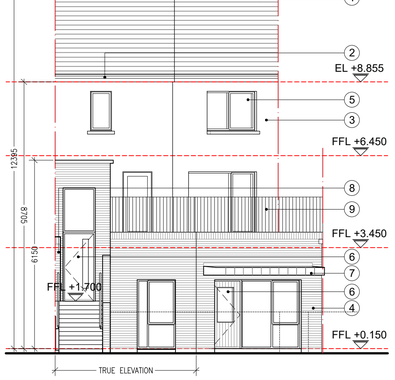

5 FRONT ELEVATION 1
SCALE 1:100

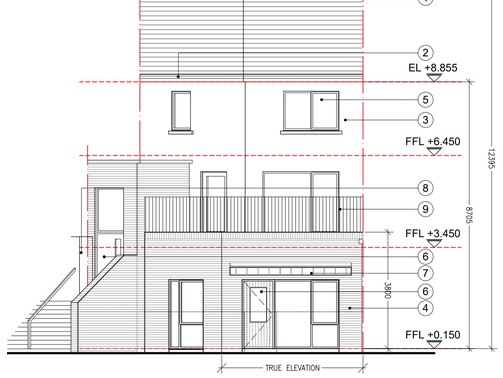

6 FRONT ELEVATION 2
SCALE 1:100

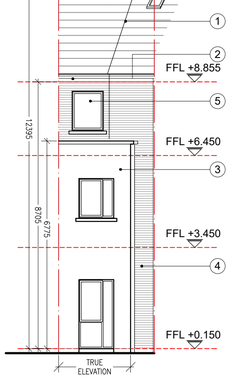

7 REAR ELEVATION 1
SCALE 1:100

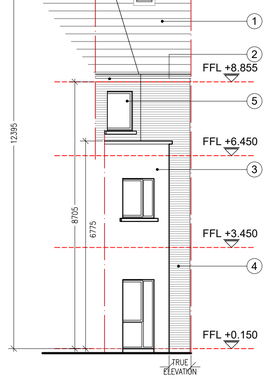

8 REAR ELEVATION 2
SCALE 1:100

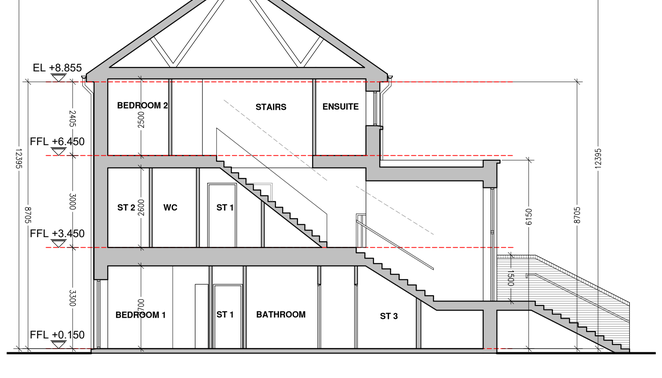

9 SECTION A-A
SCALE 1:100

DUPLEX TYPE K1
Mid Terrace duplex unit - Dual aspect
Total Gross Internal Floor Area = 162.6 sq.m

Units numbered:
Unit Type K1-A (2 bed - Ground Floor Apartment): 235
Unit Type K1-B (2 bed - Duplex) : 236

UNIT TYPE K1-A: 2-bed 3-people Ground Floor Apartment
Total Gross Internal Floor Area = 68.1 sqm

GROUND FLOOR AREAS
Living / Kitchen / Dining - 31 sq.M
Bedroom 1 - 13.7 sq.M
Bedroom 2 - 7.3 sq.M
Bathroom - 4.1 sq.M
Store 1 - 1.3 (0.6 sq.M HP) sq.M
Store 2 - 1.4 sq.M
Store 3 - 2.2 sq.M
Store 4 - 0.8 sq.M
Terrace - 34.4 sq.M

AGGREGATE AREAS
AGGREGATE LIVING SPACE - 31 sq.M
AGGREGATE BEDROOM SPACE - 21 sq.M
TOTAL STORAGE - 5.1 sq.M (excluding HP area)

UNIT TYPE K1-B: 2-bed 3-people Duplex Unit (2-storey unit)
Total Gross Internal Floor Area = 94 sq.m

GROUND FLOOR AREAS
(Total G.F. Area: 2.5 sqm)
Access Staircase - 2.5 sq.M

FIRST FLOOR AREAS
(Total First Floor Area: 48.6 sqm)
Kitchen/Dining/Living - 28.8 sq.M
WC - 2.8 sq.M
Store 1 - 1.6 sq.M
Store 2 - 1.1 sq.M (0.6 sq.M HP)
Terrace - 19.5 sq.M

SECOND FLOOR AREAS
(Total Second Floor Area: 42.9 sqm)
Bedroom 1 - 13.9 sq.M
Ensuite - 4 sq.M
Bedroom 2 - 7.4 sq.M
Bathroom - 4.1 sq.M
Store 1 - 2.4 sq.M
Store 2 - 1. 1sq.M

AGGREGATE AREAS
AGGREGATE LIVING SPACE - 28.8 sq.M
AGGREGATE BEDROOM SPACE - 21.3 sq.M
TOTAL STORAGE - 5.6 (excluding HP area)

MATERIAL LEGEND

1. Selected tiled roof finish
2. uPVC gutters and rainwater goods to selected colour
3. Selected render finish
4. Selected brickwork
5. Windows to be selected subject to DEAP analysis
6. Doors to be selected subject to Deap analysis
7. Selected standing seam system to canopy roof.
8. Gossip wall with selected brickwork finish
9. Metal balustrade or similar approved

Indicated Opaque glass

Note:
For Finish Floor Levels and duplex location refer to drawings 22240-P101,P102, P103, P208 & P510

Do not scale. Figure dimesions only.
Architect to be informed of any discrepancies.

REV	DATE	DRN	DESCRIPTION
–	18.07.22	ASG	DRAFT – Issued for approval
A	05.08.22	ASG	Issued SHD Application
B	29.08.22	ASG	Minor updates for final submission.

PAUL BYRNE ARCHITECTS
Priory
Stillorgan Road
Blackrock
Dublin A94 X2H1
Tel: +353 1 485 3361
Tel: +353 86 2566 406
Email: info@paulbyrnearchitects.ie
Web: www.paulbyrnearchitects.ie

©

JOB TITLE: Kilcock West SHD 2
CLIENT: Teresa Monaghan
DRAWINGS: Duplex Type K1

Scale:	Drawn:
1:100 @ A1	MR & ASG
Date:	Checked:
July 2022	PB
Purpose of Issue:	
SHD Planning	
Job No:	Drawing No:	Revision:
22240	P505	B