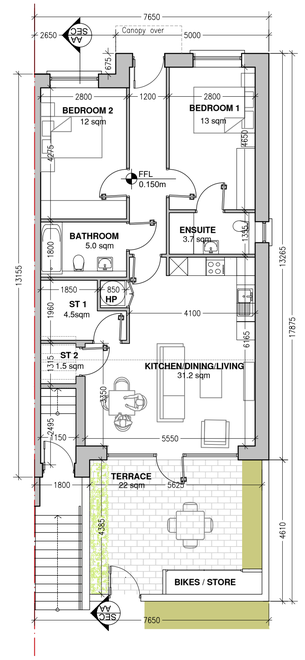

1 GROUND FLOOR PLAN - UNIT J1-A
SCALE 1:100

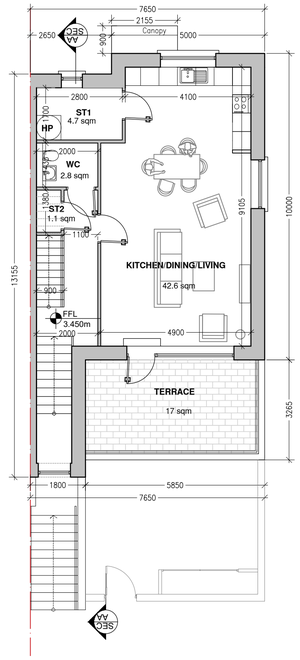

2 FIRST FLOOR PLAN - UNIT J1-B
SCALE 1:100

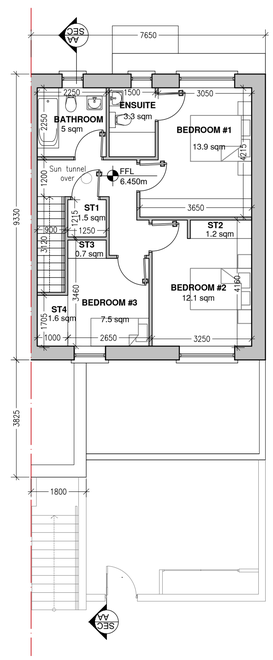

3 SECOND FLOOR PLAN - UNIT J1-B
SCALE 1:100

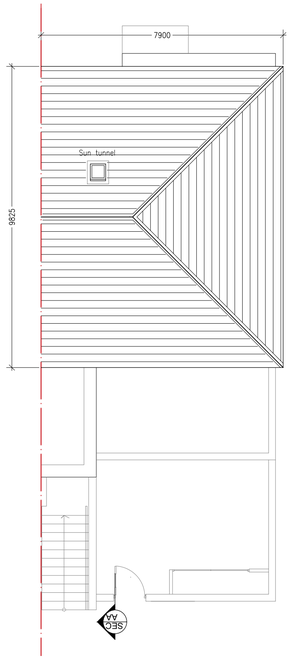

4 ROOF PLAN
SCALE 1:100

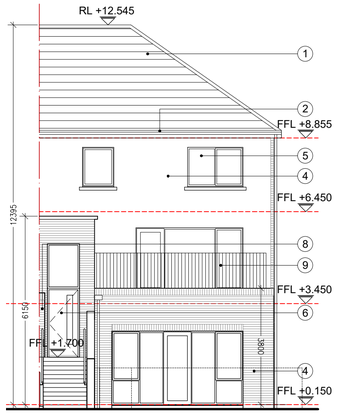

5 FRONT ELEVATION
SCALE 1:100

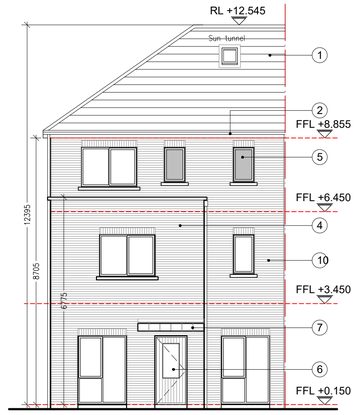

6 REAR ELEVATION
SCALE 1:100

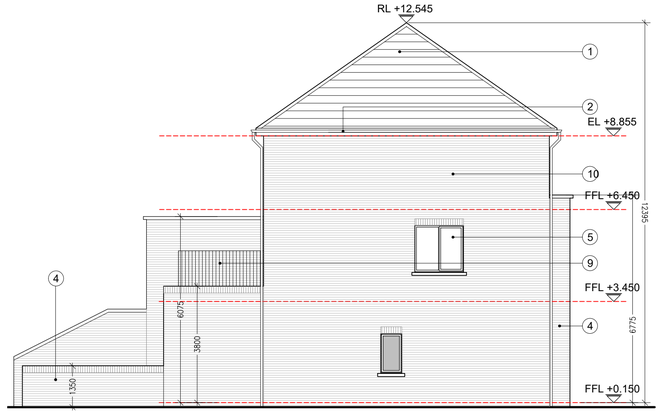

7 SIDE ELEVATION
SCALE 1:100

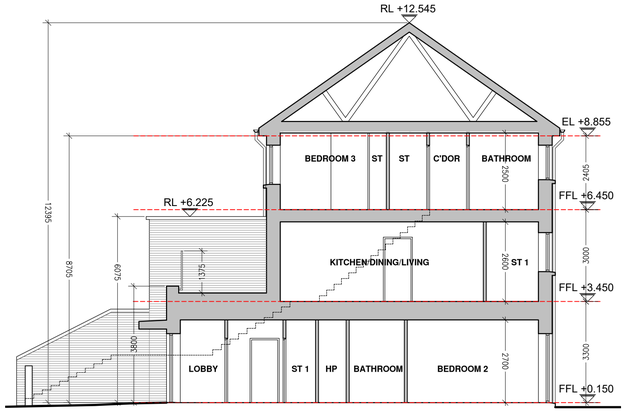

8 SECTION A-A
SCALE 1:100

DUPLEX TYPE J1
End Terrace duplex unit - Dual aspect
Total Gross Internal Floor Area = 211.3 sq.m

Units numbered:
Unit Type J1-A (2 bed - Ground Floor Apartment): 247
Unit Type J1-B (3 bed - Duplex) : 248

UNIT TYPE J1-A: 2-bed 4-people Ground Floor Apartment

Total Gross Internal Floor Area = 82.7 sqm

GROUND FLOOR AREAS
Living / Kitchen / Dining - 31.2 sq.M
Bedroom 1 - 13 sq.M
Ensuite - 3.7 sq.M
Bedroom 2 - 12 sq.M
Bathroom - 5 sq.M
Store 1 - 4.5 sq.M
Store 2 - 1.5 sq.M
HP Cupboard - .75 sq.M
Terrace - 22 sq.M

AGGREGATE AREAS
AGGREGATE LIVING SPACE - 31.2 sq.M
AGGREGATE BEDROOM SPACE - 25 sq.M
TOTAL STORAGE - 6 sq.M + HP cupboard

UNIT TYPE J1-B: 3-bed 5-people Duplex Unit (2-storey unit)

Total Gross Internal Floor Area = 127.8 sq.m

GROUND FLOOR AREAS
(Total G.F. Area: 2.8 sqm)
Access Staircase - 2.8 sq.M

FIRST FLOOR AREAS
(Total First Floor Area: 66.1 sqm)
Kitchen/Dining/Living - 42.6 sq.M
WC - 2.8 sq.M
Store 1 - 4.7 sq.M (0.6 sq.M HP)
Store 2 - 1.1 sq.M
Terrace - 17 sq.M

SECOND FLOOR AREAS
(Total Second Floor Area: 58.9 sqm)
Bedroom 1 - 13.9 sq.M
Ensuite - 3.3 sq.M
Bedroom 2 - 12.1 sq.M
Bedroom 3 - 7.5 sq.M
Bathroom - 5 sq.M
Store 1 - 1.5 sq.M
Store 2 - 1.2 sq.M
Store 3 - 0.7 sq.M
Store 4 - 1.6 sq.M

AGGREGATE AREAS
AGGREGATE LIVING SPACE - 42.6 sq.M
AGGREGATE BEDROOM SPACE - 33.5 sq.M
TOTAL STORAGE - 10.2 (excluding HP area)

MATERIAL LEGEND

1. Selected tiled roof finish
2. uPVC gutters and rainwater goods to selected colour
3. Selected render finish
4. Selected brickwork to be selected
5. Windows to be selected subject to DEAP analysis
6. Doors to be selected subject to Deap analysis
7. Selected standing seam system to canopy roof.
8. Gossip wall with selected brickwork finish
9. Metal balustrade or similar approved
10. Selected brickwork 2 to be selected

Indicated Opaque glass

Note:

For Finish Floor Levels & duplex location and unit numbers
Refer to drawings 22240-P101,P102, P103, P210 & P510

Do not scale. Figure dimensions only. Architect to be informed of any discrepancies.
This drawing is issued for planning purposes only. Not for construction purposes.

REV	DATE	DRN	DESCRIPTION
–	18.07.22	ASG	DRAFT – Issued for approval
A	18.07.22	ASG	Issued for SHD Application
B	29.08.22	ASG	Minor updates for final submission.

PBA
PAUL BYRNE ARCHITECTS
Priory
Stillorgan Road
Blackrock
Dublin A94 X2H1
Tel: +353 1 485 3361
Tel: +353 86 2566 406
Email: info@paulbyrnearchitects.ie
Web: www.paulbyrnearchitects.ie

©

JOB TITLE: Kilcock West SHD 2
CLIENT: Teresa Monaghan
DRAWINGS: Duplex Type J1

Scale:	Drawn:
1:100 @ A1	MR & ASG
Date:	Checked:
July 2022	PB
Purpose of Issue:	
SHD planning	
Job No:	Drawing No:	Revision:
22240	P500	B