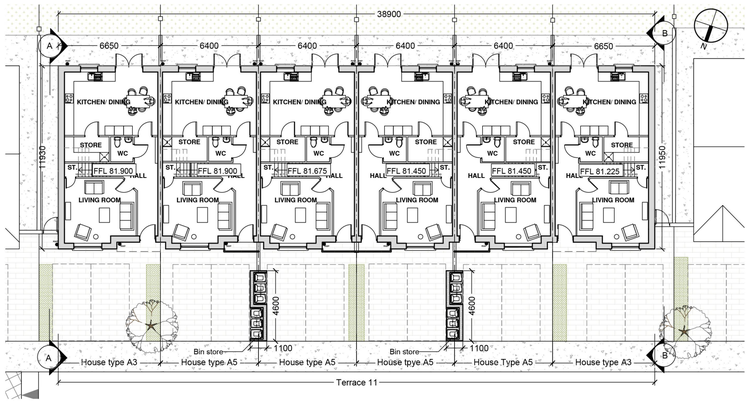

1 GROUND FLOOR PLAN
SCALE 1:200

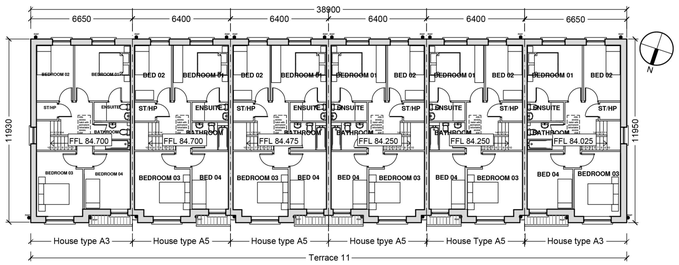

2 FIRST FLOOR PLAN
SCALE 1:200



3 FRONT ELEVATION
SCALE 1:200

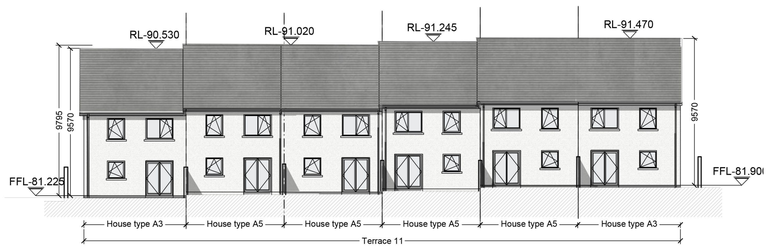

4 REAR ELEVATION
SCALE 1:200

Terrace 11
House types A3, A5, A5, A5, A5, A3

For further details as internal dimensions, room areas, external materials, etc on all house types, and section drawing for each type of house refer to drawings 22240 - P304 and P306.

For boundary wall details, refers to drawing submitted by Landmark Designs.

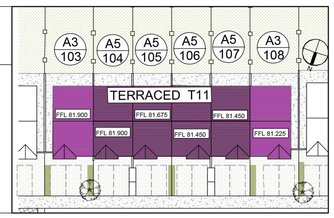

Site plan
Terrace 11 locations

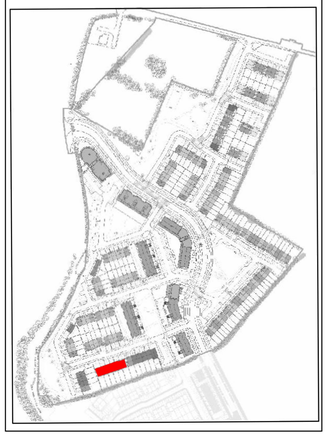

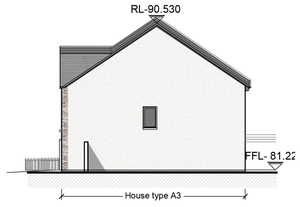

5 SIDE ELEVATION - AA
SCALE 1:200

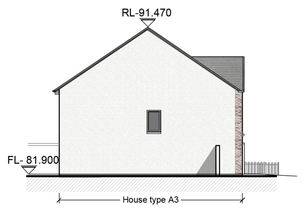

6 SIDE ELEVATION - BB
SCALE 1:200

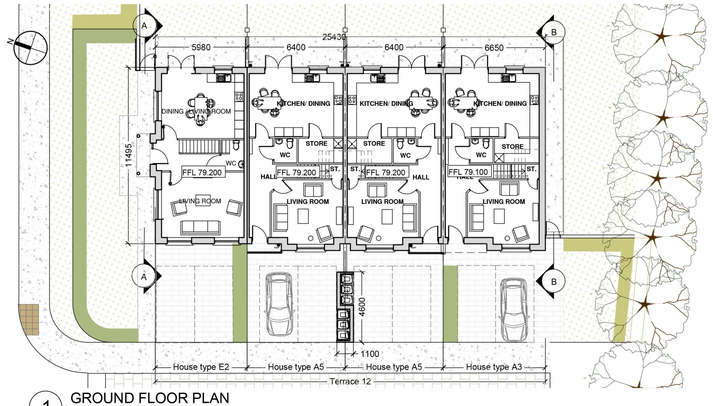

1 GROUND FLOOR PLAN
SCALE 1:200

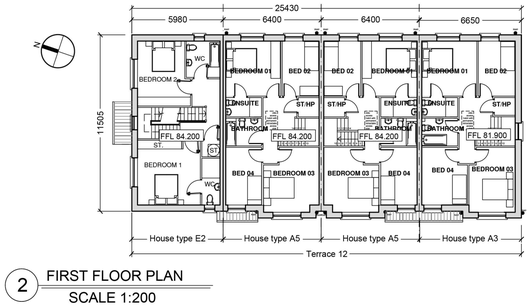

2 FIRST FLOOR PLAN
SCALE 1:200

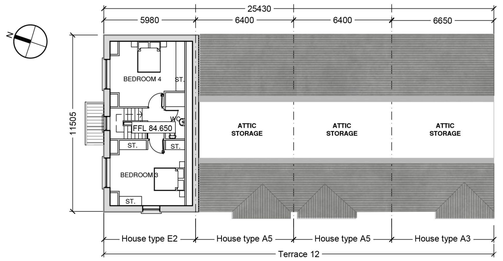

3 SECOND FLOOR PLAN
SCALE 1:200



4 FRONT ELEVATION
SCALE 1:200

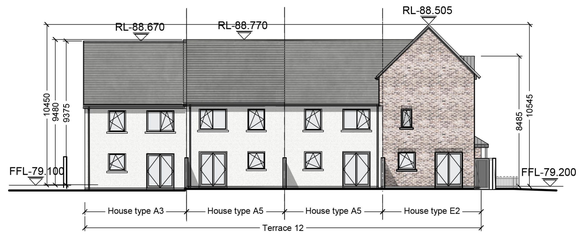

5 REAR ELEVATION
SCALE 1:200



6 SIDE ELEVATION - AA
SCALE 1:200



7 SIDE ELEVATION - BB
SCALE 1:200

Site plan
Terrace 12 locations

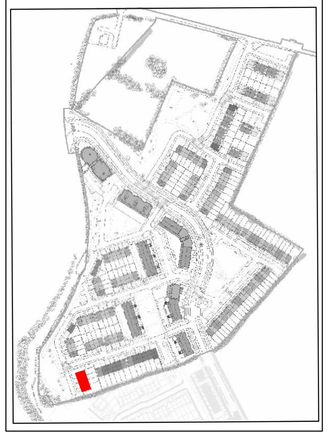

Terrace 12
House types E2,A5,A5,A3

For further details as internal dimensions, room areas, external materials, etc on all house types, and section drawing for each type of house refer to drawings 22240 - P304, P306 and P315.

For boundary wall details, refers to drawing submitted by Landmark Designs.

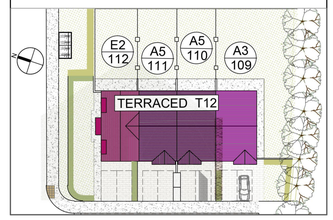

Do not scale. Figure dimensions only. Architect to be informed of any discrepancies.
This drawing is issued for planning purposes only. Not for construction purposes.

REV	DATE	DRN	DESCRIPTION
A	05.08.22	MI	Issued for SHD Application
B	29.08.22	ASG	Minor updates. Issued for final submission.

PBA
PAUL BYRNE ARCHITECTS
©
Priory
Stillorgan Road
Blackrock
Dublin A94 X2H1
Tel: +353 1 485 3361
Tel: +353 86 2566 406
Email: info@paulbyrnearchitects.ie
Web: www.paulbyrnearchitects.ie

JOB TITLE: Kilcock West SHD 2
CLIENT: Teresa Monaghan
DRAWINGS: Terraced block Type 11 and Type 12

Scale:	Drawn:
1:200@ A1	MI
Date:	Checked:
August 2022	PB
Purpose of Issue:	
SHD Planning	
Job No:	Drawing No:	Revision:
22240	P409	B