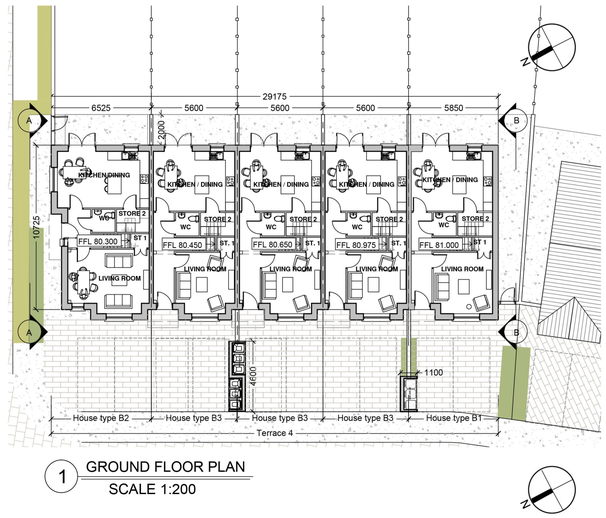

1 GROUND FLOOR PLAN
SCALE 1:200

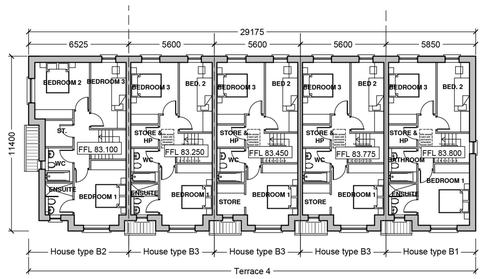

2 FIRST FLOOR PLAN
SCALE 1:200

Site plan
Terrace T4 locations

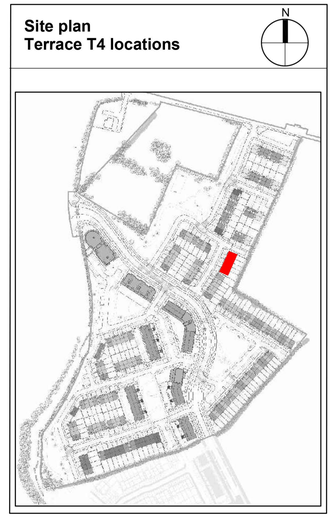

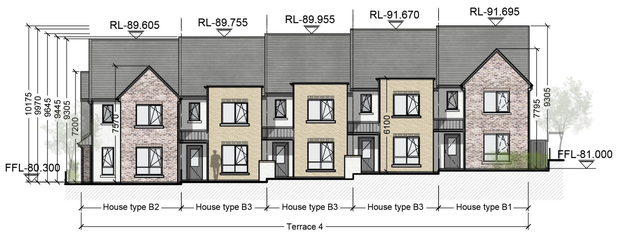

3 FRONT ELEVATION
SCALE 1:200



5 SIDE ELEVATION
SCALE 1:200

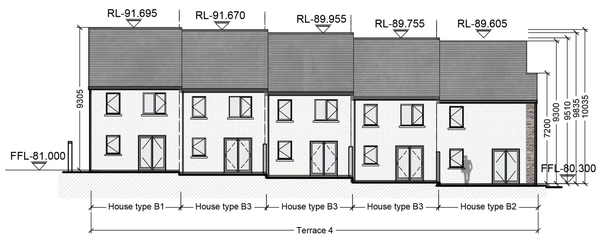

4 REAR ELEVATION
SCALE 1:200

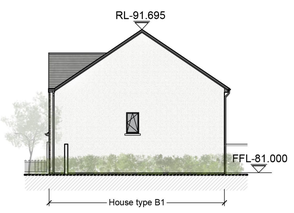

6 SIDE ELEVATION
SCALE 1:200

Terrace 4
House types B2,B3,B3,B3,B1

For further details as internal dimensions, room areas, external materials, etc on all house types, and section drawing for each type of house refer to drawings 22240 - P307, P308, P310.

For boundary wall details, refers to drawing P462-02 - Combined Landscaping Design submitted by Landmark Designs.

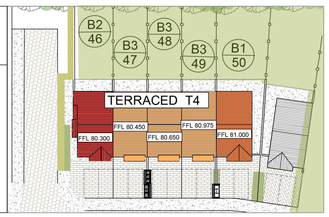

Do not scale. Figure dimensions only. Architect to be informed of any discrepancies.
This drawing is issued for planning purposes only. Not for construction purposes.

REV	DATE	DRN	DESCRIPTION
A	05.08.22	MR	Issued for SHD Application
B	29.08.22	ASG	Minor updates. Issued for final submission.

PBA
PAUL BYRNE ARCHITECTS
©
Priory
Stillorgan Road
Blackrock
Dublin A94 X2H1
Tel: +353 1 485 3361
Tel: +353 86 2566 406
Email: info@paulbymearchitects.ie
Web: www.paulbymearchitects.ie

JOB TITLE: Kilcock West SHD 2
CLIENT: Teresa Monaghan
DRAWINGS: Terraced block Type 4

Scale:	Drawn:
1:200@ A1	MR
Date:	Checked:
August 2022	PB
Purpose of Issue:	
SHD Planning	
Job No:	Drawing No:	Revision:
22240	P405	B