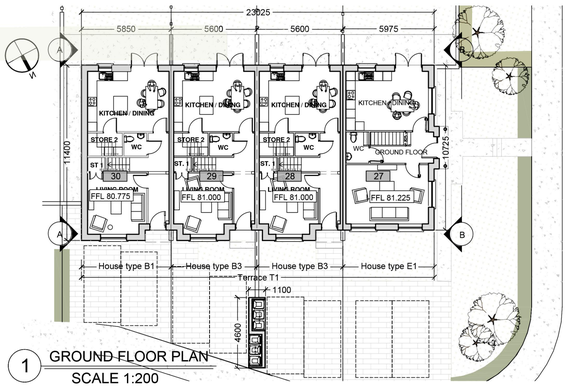

1 GROUND FLOOR PLAN
SCALE 1:200

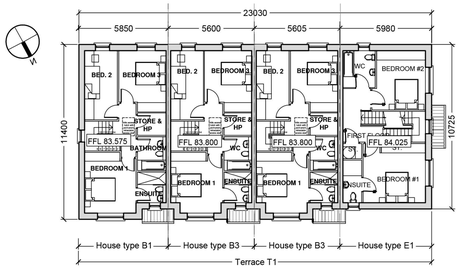

2 FIRST FLOOR PLAN
SCALE 1:200

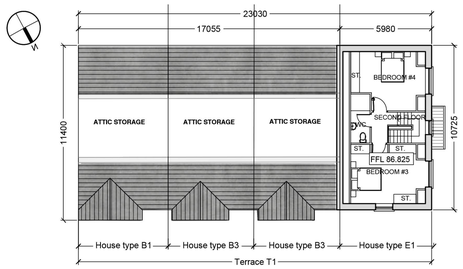

3 SECOND FLOOR PLAN
SCALE 1:200



4 FRONT ELEVATION
SCALE 1:200

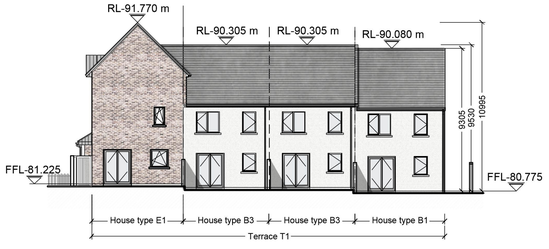

5 REAR ELEVATION
SCALE 1:200

Site plan
Terrace T1 locations



Terrace 1
House types E1,B3,B3,B1

For further details as internal dimensions, room areas, external materials, etc on all house types, and section drawing for each type of house refer to drawings 22240 - P307, P309 and P314.

North point and finished floor and ridge levels varies. Drawings shown refer to house no.s 27-30 only. Refer to drawings P101, P102 & P103 for detailed levels of rest of terrace blocks type 1.

For boundary wall details, refers to drawing submitted by Landmark Designs.

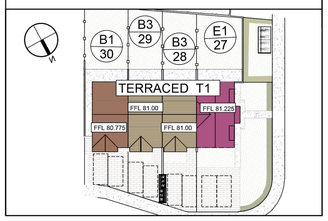

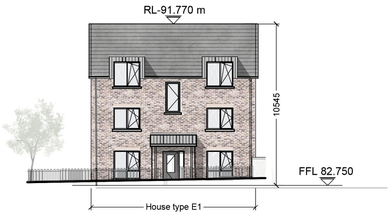

6 SIDE ELEVATION - BB
SCALE 1:200

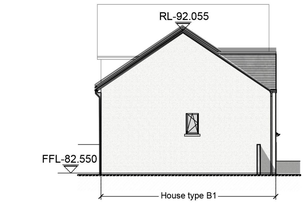

7 SIDE ELEVATION - AA
SCALE 1:200

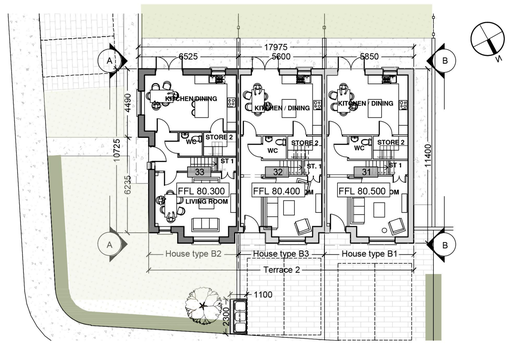

1 GROUND FLOOR PLAN -
SCALE 1:200

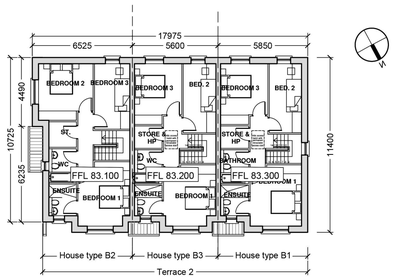

2 FIRST FLOOR PLAN
SCALE 1:200

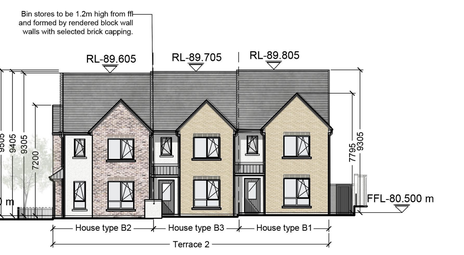

3 FRONT ELEVATION
SCALE 1:200

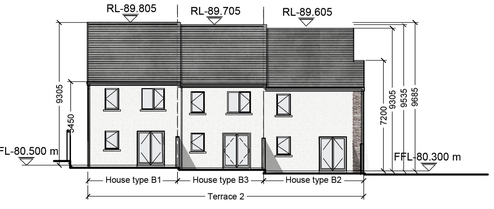

4 REAR ELEVATION
SCALE 1:200

Site plan
Terrace T2 locations

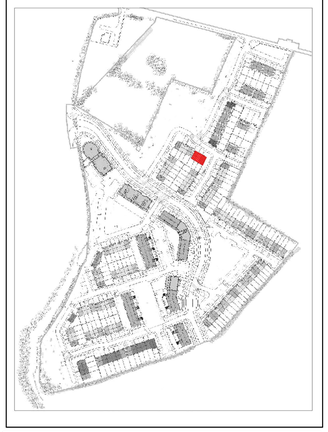

Terrace 2
House types B2,B3,B1

For further details as internal dimensions, room areas, external materials, etc on all house types, and section drawing for each type of house refer to drawings 22240 - P307, P308 and P309.

For boundary wall details, refers to drawing submitted by Landmark Designs.

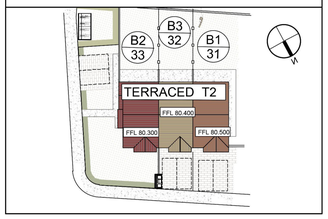



5 SIDE ELEVATION - AA
SCALE 1:200

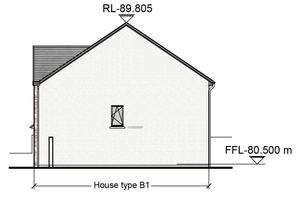

6 SIDE ELEVATION - BB
SCALE 1:200

Do not scale. Figure dimensions only. Architect to be informed of any discrepancies.
This drawing is issued for planning purposes only. Not for construction purposes.

REV	DATE	DRN	DESCRIPTION
A	05.08.22	MI	Issued for SHD Application
B	29.08.22	ASG	Minor updates. Issued for final submission

PBA
PAUL BYRNE ARCHITECTS
©
Priory
Stillorgan Road
Blackrock
Dublin A94 X2H1
Tel: +353 1 485 3361
Tel: +353 86 2566 406
Email: info@paulbyrnearchitects.ie
Web: www.paulbyrnearchitects.ie

JOB TITLE: Kilcock West SHD 2
CLIENT: Teresa Monaghan
DRAWINGS: Terrace Block Type 1 and Type 2

Scale: 1:200@ A1	Drawn: MI
Date: August 2022	Checked: PB
Purpose of Issue: SHD Planning	
Job No: 22240	Drawing No: P403
	Revision: B