

1 GROUND FLOOR PLAN
SCALE 1:100

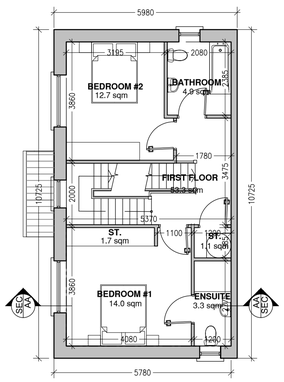

2 FIRST FLOOR PLAN
SCALE 1:100

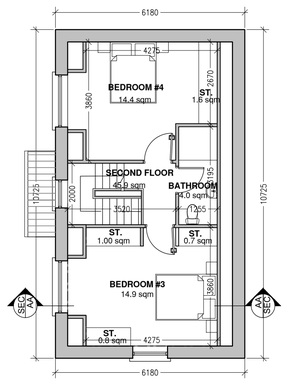

3 SECOND FLOOR PLAN
SCALE 1:100

MATERIAL LEGEND

1. Selected tiled roof finish
2. uPVC gutters and rainwater goods to selected colour
3. Selected render finish
4. Selected brickwork
5. Windows to be selected subject to DEAP analysis
6. Doors to be selected subject to Deap analysis
7. Selected standing seam system to canopy roof.

Indicated Opaque glass

Solar Panels: Solar panels to be provided to all houses if necessary to satisfy renewable energy requirements of building regs part L. Position and size will depend on house orientation.

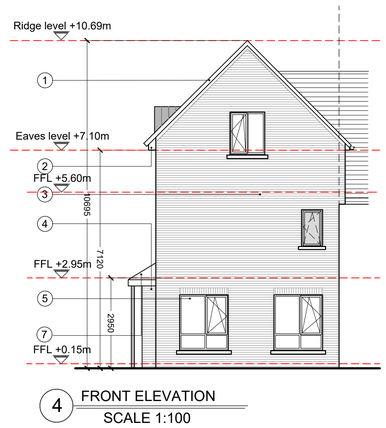

4 FRONT ELEVATION
SCALE 1:100

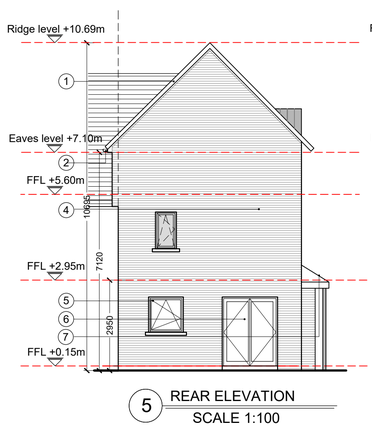

5 REAR ELEVATION
SCALE 1:100



6 SIDE ELEVATION
SCALE 1:100

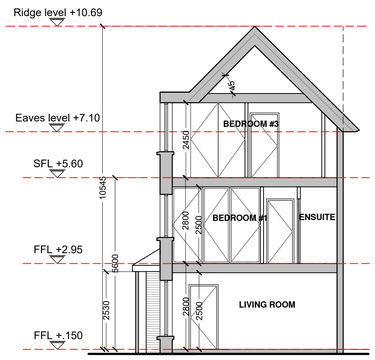

7 SECTION A-A
SCALE 1:100

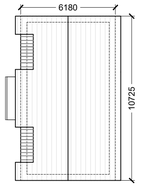

8 ROOF PLAN
SCALE 1:200

HOUSE TYPE E1
4 Bed House
Area = 153.2 sq.m

Houses numbered:
40

GROUND FLOOR (54.0sq.M)
LIVING ROOM - 20.7 sq.M
KITCHEN / DINING - 20.7 sq.m
W.C - 3.0 sq.M

FIRST FLOOR (53.3sq.M)
BEDROOM #1 (MASTER) - 14 sq.M
ENSUITE - 3.6 sq.M
BEDROOM #2 (DOUBLE) - 12.7 sq..M
STORAGE - 1.7 sq. M
BATHROOM - 4.9 sq.M
STORE AND H/P - 1.1sq.M

SECOND FLOOR (45.9 sq.M)
BEDROOM #3 (DOUBLE) - 14.9 sq.M
BEDROOM #4 (DOUBLE) - 14.4 sq.M
BATHROOM - 4.0 sq.M
STORAGE 1 - 0.8 sq.M
STORAGE 2 - 0.7 sq.M
STORAGE 3 - 1.0 sq.M
STORAGE 4 - 1.6 sq.M

AGGREGATE AREAS
AGGREGATE LIVING SPACE - 41.4 sq.M
AGGREGATE BEDROOM SPACE - 56 sq.M
TOTAL STORAGE - 6.9 sq.M

Note:
North Point and Finish Floor Level varies.
Refer to drawings 22240-P101,P102 & P103.

Do not scale. Figure dimesions only.
Architect to be informed of any discrepancies.

REV	DATE	DRN	DESCRIPTION
A	05.08.22	MR	Issued for SHD Planning
B	29.08.22	MR	Minor updates for final submission.

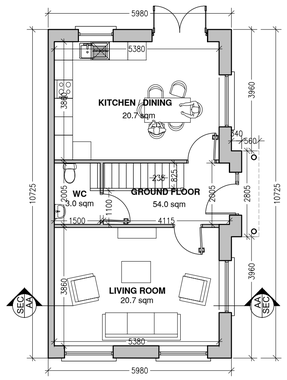

1 GROUND FLOOR PLAN
SCALE 1:100

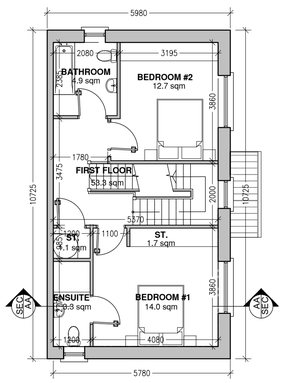

2 FIRST FLOOR PLAN
SCALE 1:100

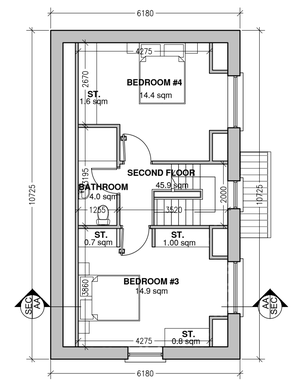

3 SECOND FLOOR PLAN
SCALE 1:100

MATERIAL LEGEND

1. Selected tiled roof finish
2. uPVC gutters and rainwater goods to selected colour
3. Selected render finish
4. Selected brickwork
5. Windows to be selected subject to DEAP analysis
6. Doors to be selected subject to Deap analysis
7. Selected standing seam system to canopy roof.

Indicated Opaque glass

Solar Panels: Solar panels to be provided to all houses if necessary to satisfy renewable energy requirements of building regs part L. Position and size will depend on house orientation.

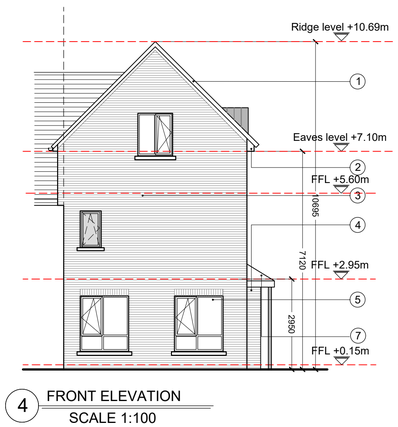

4 FRONT ELEVATION
SCALE 1:100

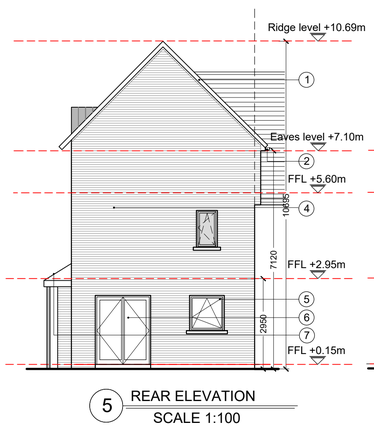

5 REAR ELEVATION
SCALE 1:100

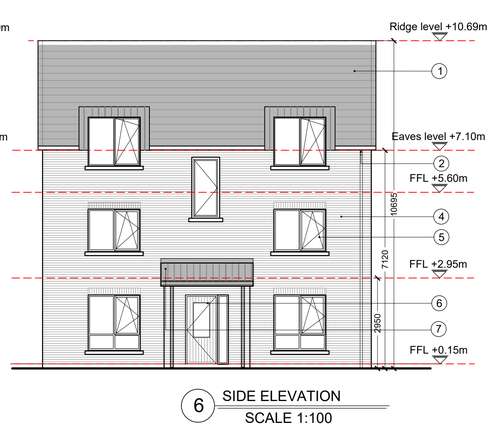

6 SIDE ELEVATION
SCALE 1:100

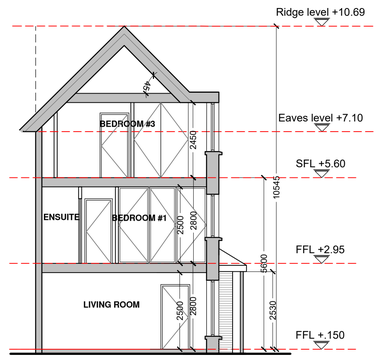

7 SECTION A-A
SCALE 1:100

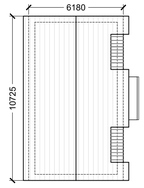

8 ROOF PLAN
SCALE 1:200

HOUSE TYPE E1 -Mirrored
4 Bed House
Area = 153.2 sq.m

Houses numbered:
27, 39, 56, 95, 121, 140

GROUND FLOOR (54.0sq.M)
LIVING ROOM - 20.7 sq.M
KITCHEN / DINING - 20.7 sq.m
W.C - 3.0 sq.M

FIRST FLOOR (53.3sq.M)
BEDROOM #1 (MASTER) - 14 sq.M
ENSUITE - 3.6 sq.M
BEDROOM #2 (DOUBLE) - 12.7 sq..M
STORAGE - 1.7 sq. M
BATHROOM - 4.9 sq.M
STORE AND H/P - 1.1sq.M

SECOND FLOOR (45.9 sq.M)
BEDROOM #3 (DOUBLE) - 14.9 sq.M
BEDROOM #4 (DOUBLE) - 14.4 sq.M
BATHROOM - 4.0 sq.M
STORAGE 1 - 0.8 sq.M
STORAGE 2 - 0.7 sq.M
STORAGE 3 - 1.0 sq.M
STORAGE 4 - 1.6 sq.M

AGGREGATE AREAS
AGGREGATE LIVING SPACE - 41.4 sq.M
AGGREGATE BEDROOM SPACE - 56 sq.M
TOTAL STORAGE - 6.9 sq.M

Note:
North Point and Finish Floor Level varies.
Refer to drawings 2240-P101,P102 & P103.

PBA
PAUL BYRNE ARCHITECTS
Priory
Stillorgan Road
Blackrock
Dublin A94 X2H1
Tel: +353 1 485 3361
Tel: +353 86 2566 406
Email: info@paulbyrnearchitects.ie
Web: www.paulbyrnearchitects.ie
©

JOB TITLE: Kilcock West SHD 2
CLIENT: Teresa Monaghan
DRAWINGS: House Type E1 and E1 mirrored

Scale:	Drawn:
1:100 - @ A1	MR
Date:	Checked:
August 2022	PB
Purpose of Issue:	
SHD Planning	
Job No:	Drawing No:	Revision:
22240	P314	B