

1 GROUND FLOOR PLAN
SCALE 1:100

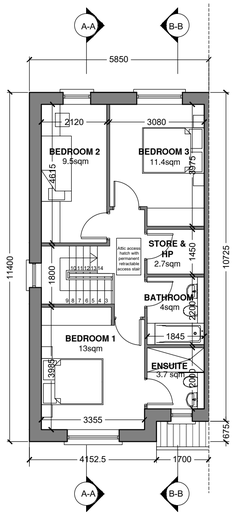

2 FIRST FLOOR PLAN
SCALE 1:100

MATERIAL LEGEND

1. Selected tiled roof finish
2. uPVC gutters and rainwater goods to selected colour
3. Selected render finish
4. Selected brickwork
5. Windows to be selected subject to DEAP analysis
6. Doors to be selected subject to Deap analysis
7. Selected standing seam system to canopy roof.

Indicated Opaque glass

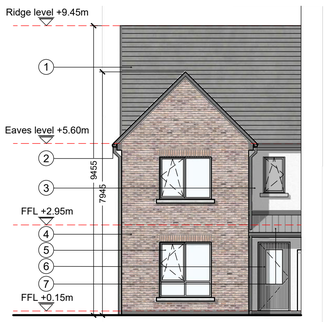

3 FRONT ELEVATION
SCALE 1:100

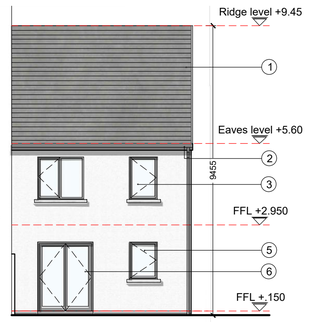

4 REAR ELEVATION
SCALE 1:100

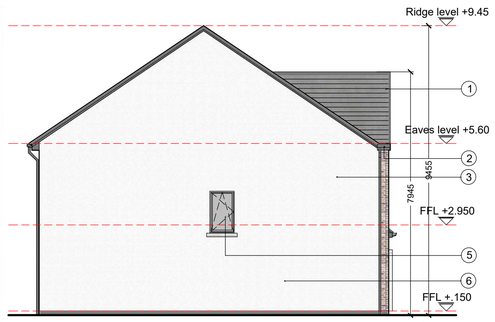

5 SIDE ELEVATION
SCALE 1:100

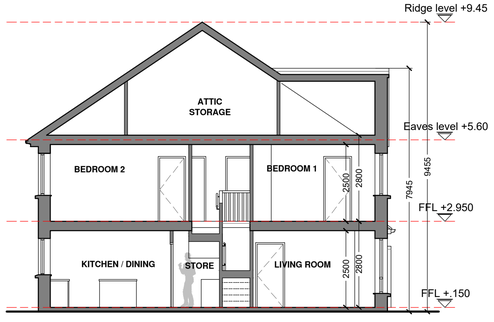

6 SECTION A-A
SCALE 1:100

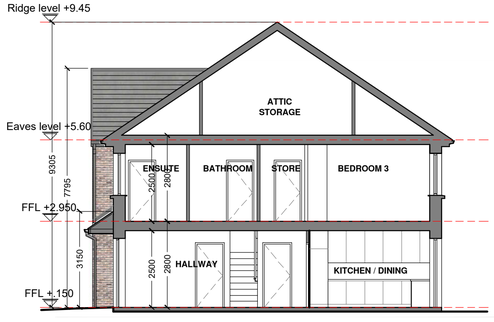

7 SECTION B-B
SCALE 1:100

HOUSE TYPE B1
3 bed End of terrace house
Area = 109.6 sq.m

Houses numbered:
30, 34, 51, 57, 63, 70, 76, 82, 90, 116, 120, 124, 129, 133, 139, 143, 151

GROUND FLOOR (54.8sq.M)
LIVING ROOM - 15 sq.M
KITCHEN / DINING - 20.7 sq.m
W.C - 2.2 sq.M
STORAGE 1 - 3.4 sq.M
STORAGE 2 - 1 sq.M

FIRST FLOOR (54.8sq.M)
BEDROOM 1 (MASTER) - 13 sq.M
BEDROOM 2 (DOUBLE) - 11.4 sq..M
BEDROOM 3 (SINGLE) - 9.5 sq..M
ENSUITE - 3.7 sq.M
BATHROOM - 4 sq.M
STORE AND H/P - 2.7sq.M

AGGREGATE AREAS
AGGREGATE LIVING SPACE - 35.7 sq.M
AGGREGATE BEDROOM SPACE - 33.9 sq.M
TOTAL STORAGE - 7.1 sq.M + attic storage



8 ROOF PLAN
SCALE 1:200

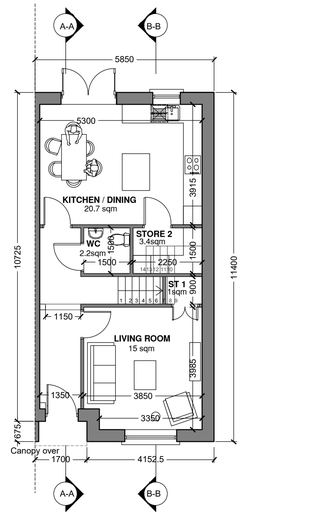

1 GROUND FLOOR PLAN
SCALE 1:100

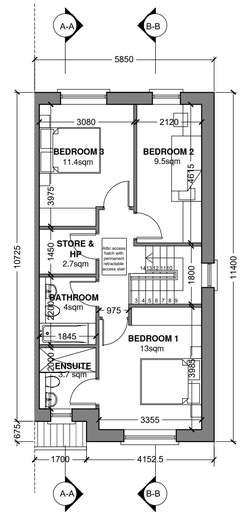

2 FIRST FLOOR PLAN
SCALE 1:100

MATERIAL LEGEND

1. Selected tiled roof finish
2. uPVC gutters and rainwater goods to selected colour
3. Selected render finish
4. Selected brickwork
5. Windows to be selected subject to DEAP analysis
6. Doors to be selected subject to Deap analysis
7. Selected standing seam system to canopy roof.

Indicated Opaque glass

Note:
North Point and Finish Floor Level varies.
Refer to drawings 22240-P101,P102 & P103.

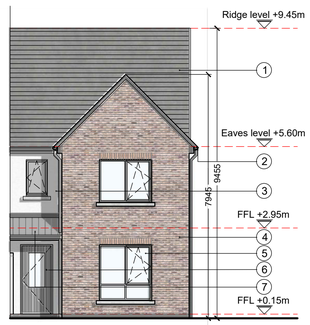

3 FRONT ELEVATION
SCALE 1:100

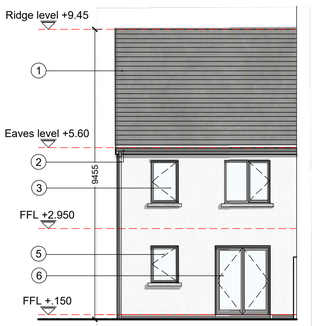

4 REAR ELEVATION
SCALE 1:100

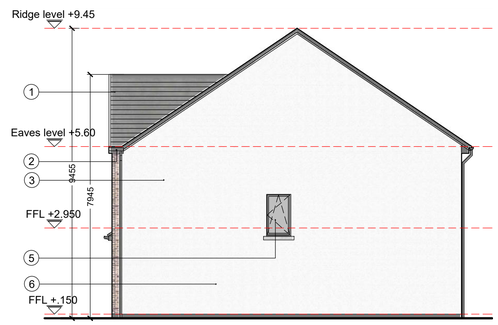

5 SIDE ELEVATION
SCALE 1:100

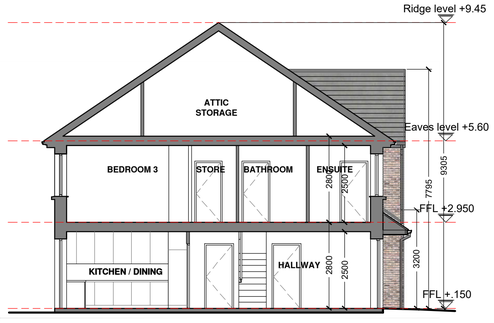

6 SECTION A-A
SCALE 1:100

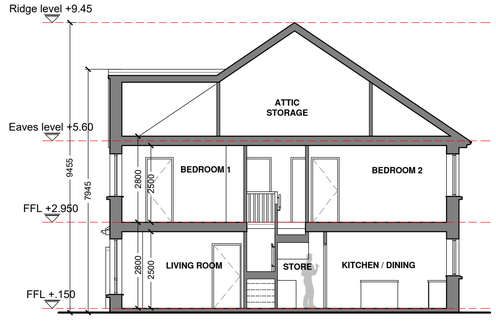

7 SECTION B-B
SCALE 1:100

HOUSE TYPE B1 - Mirrored
3 bed End of terrace house
Area = 109.6 sq.m

Houses numbered:
31, 45, 50, 62, 69, 75, 81, 89, 113, 117, 126, 130, 134, 146

GROUND FLOOR (54.8sq.M)
LIVING ROOM - 15 sq.M
KITCHEN / DINING - 20.7 sq.m
W.C - 2.2 sq.M
STORAGE 1 - 3.4 sq.M
STORAGE 2 - 1 sq.M

FIRST FLOOR (54.8sq.M)
BEDROOM 1 (MASTER) - 13 sq.M
BEDROOM 2 (DOUBLE) - 11.4 sq..M
BEDROOM 3 (SINGLE) - 9.5 sq..M
ENSUITE - 3.7 sq.M
BATHROOM - 4 sq.M
STORE AND H/P - 2.7sq.M

AGGREGATE AREAS
AGGREGATE LIVING SPACE - 35.7 sq.M
AGGREGATE BEDROOM SPACE - 33.9 sq.M
TOTAL STORAGE - 7.1 sq.M



8 ROOF PLAN
SCALE 1:200

Do not scale. Figure dimensions only. Architect to be informed of any discrepancies.
This drawing is issued for planning purposes only. Not for construction purposes.

REV	DATE	DRN	DESCRIPTION
A	05.08.22	MI	Issued for SHD application
B	29.08.22	ASG	Minor updates for final submission.

PBA
PAUL BYRNE ARCHITECTS
Priory
Stillorgan Road
Blackrock
Dublin A94 X2H1
Tel: +353 1 485 3361
Tel: +353 86 2566 406
Email: info@paulbynearchitects.ie
Web: www.paulbynearchitects.ie

©

JOB TITLE: Kilcock West SHD 2
CLIENT: Teresa Monaghan
DRAWINGS: House Type B1 and B1 mirrored

Scale:	1:100@ A1	Drawn:	ASG
Date:	August 2022	Checked:	PB
Purpose of Issue:	SHD Planning		
Job No:	Drawing No:	Revision:	
22240	P307	B	