

- Proposed Elevation A
SCALE 1:200

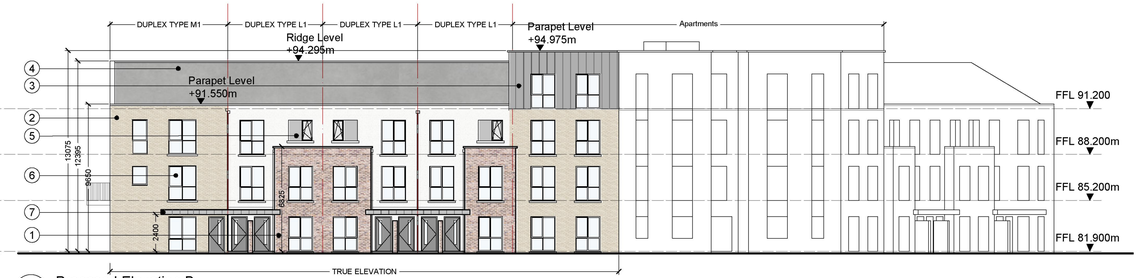

- Proposed Elevation B
SCALE 1:200

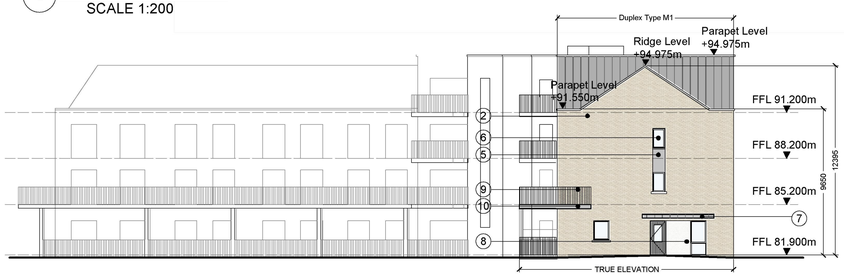

- Proposed Elevation C
SCALE 1:200

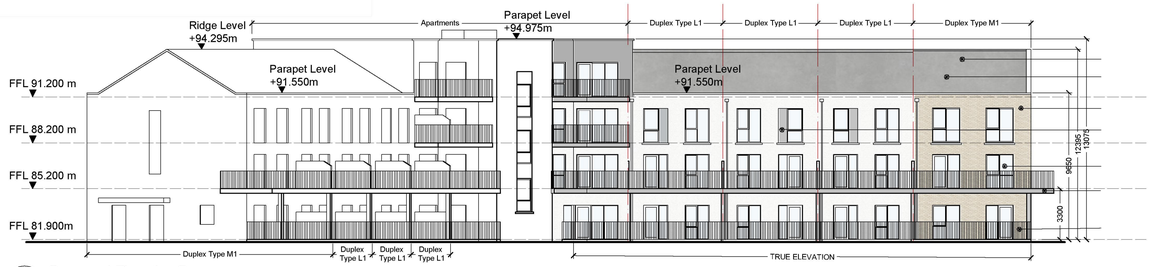

- Proposed Elevation D
SCALE 1:200

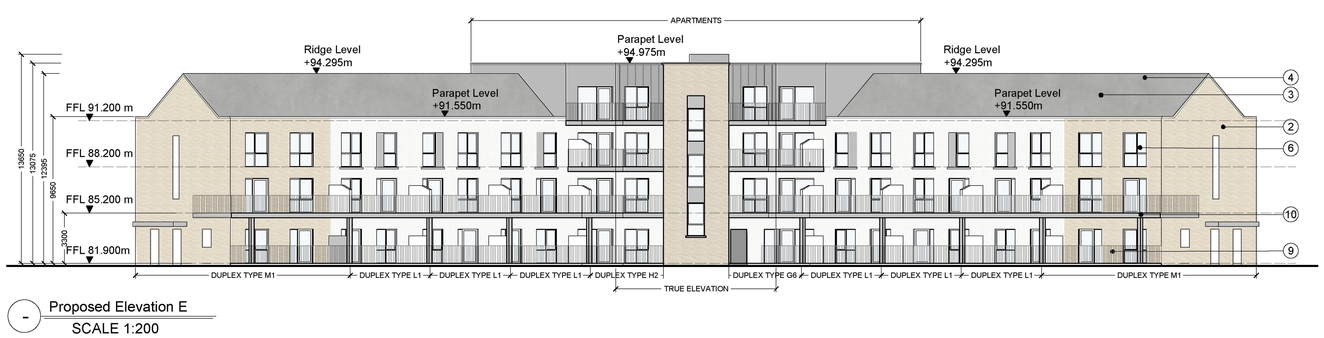

- Proposed Elevation E
SCALE 1:200



- Proposed Elevation F
SCALE 1:200



- Proposed Elevation G
SCALE 1:200

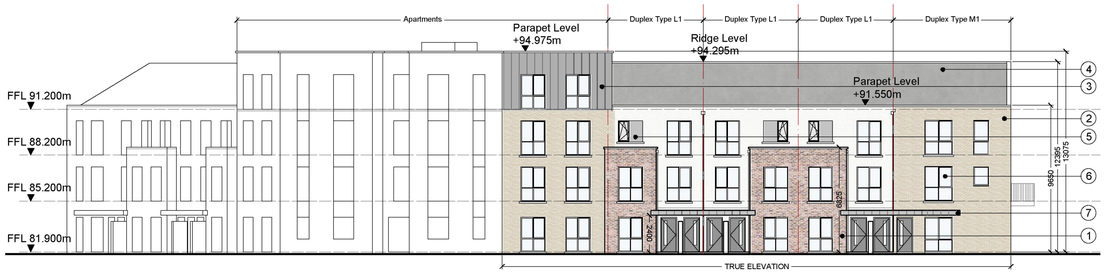

- Proposed Elevation H
SCALE 1:200

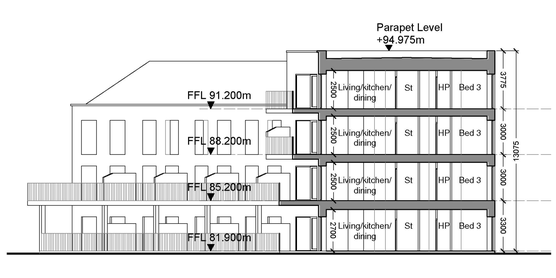

- Proposed Section JJ
SCALE 1:200

MATERIAL LEGEND

1. Selected Brickwork 1
2. Selected Brickwork 2
3. Selected Metal
4. Selected tiled roof
5. Selected Spandrel Panel System
6. Windows to be selected subject to DEAP analysis
7. Selected standing seam system to canopy roof.
8. Selected render
9. Metal balustrade or similar approved
10. Steel balcony structure.

Do not scale. Figure dimensions only. Architect to be informed of any discrepancies.
This drawing is issued for planning purposes only. Not for construction purposes.

REV	DATE	DRN	DESCRIPTION
–	19/07/22	ASG	Issue for 3D modelling
A		ASG	Issue for SHD Application
B	29.08.22	ASG	Minor updates. Issued for final submission

PBA
PAUL BYRNE ARCHITECTS
Priory
Stillorgan Road
Blackrock
Dublin A94 X2H1
Tel: +353 1 485 3361
Tel: +353 86 2566 406
Email: info@paulbymearchitects.ie
Web: www.paulbymearchitects.ie

©

JOB TITLE: Kilcock West SHD 2
CLIENT: Teresa Monaghan
DRAWING: Block C - Elevations & Section

Scale: 1:200 @ A1	Drawn: ASG
Date: July 2022	Checked: PB
Purpose of Issue: SHS planning	
Job No: 22240	Drawing No: P207
	Revision: B