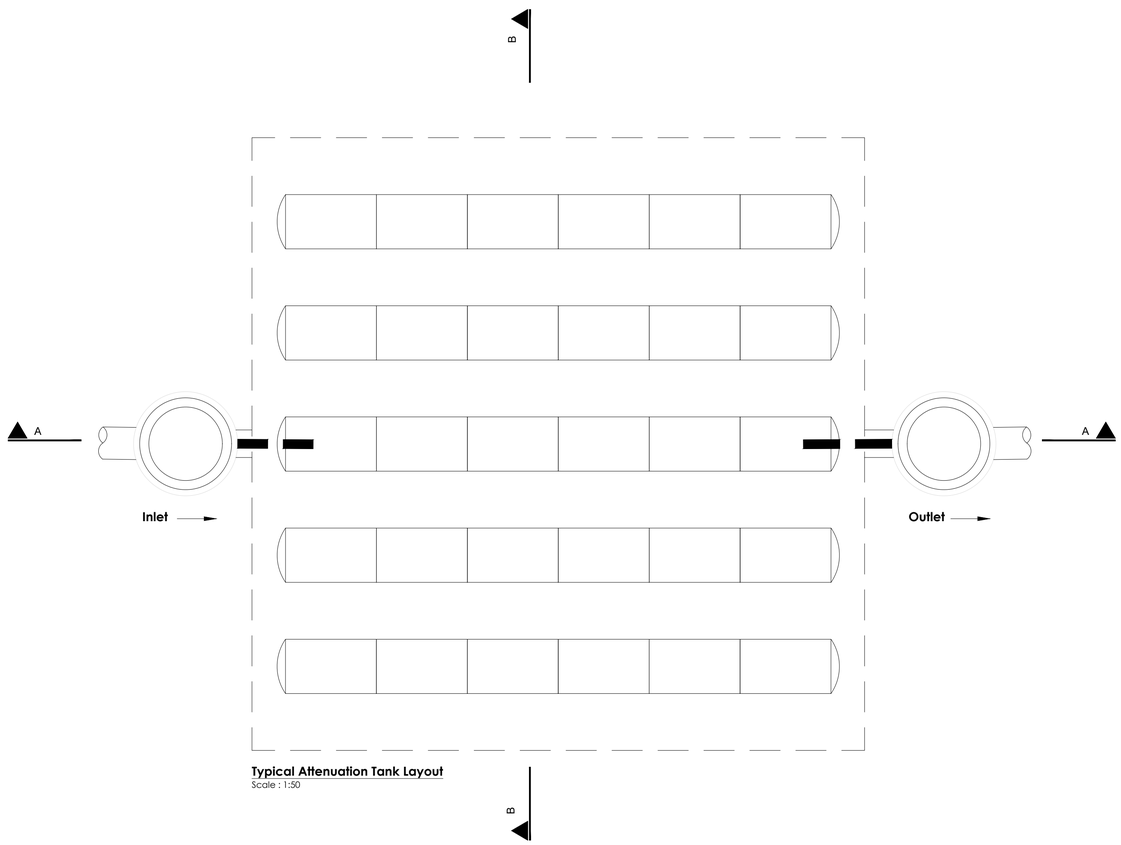

Typical Attenuation Tank Layout
Scale : 1:50

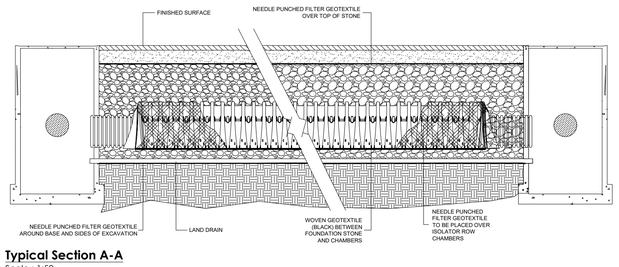

Typical Section A-A
Scale : 1:50

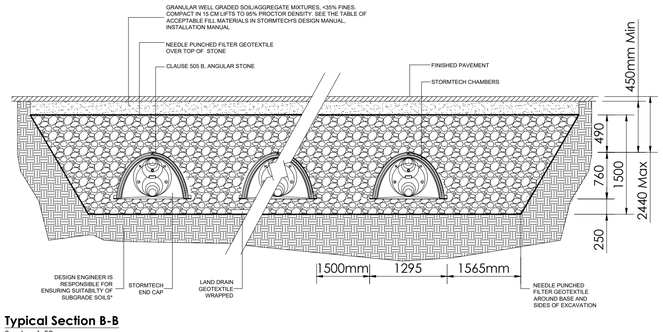

Typical Section B-B
Scale : 1:50

DOSA
DENIS O'SULLIVAN & ASSOCIATES
CONSULTING ENGINEERS

Joyce House
Barrack Square
Ballincollig
Cork
P31 KP84

021 4871781
info@dosa.ie
www.dosa.ie

© THIS DRAWING IS COPYRIGHT, NO PART OF THIS DOCUMENT MAY BE RE-PRODUCED OR TRANSMITTED IN ANY FORM OR STORED IN ANY RETRIEVAL SYSTEM OF ANY NATURE WITHOUT THE WRITTEN PERMISSION OF THE ENGINEER AS COPYRIGHT HOLDER EXCEPT AS AGREED FOR USE ON THE PROJECT FOR WHICH THE DOCUMENT WAS ORIGINALLY ISSUED.

REV.	DRAWN	CHKD	APPRVD	DATE	DETAILS
C	G.S.	B.O'S	B.O'S	15.01.25	Issued for Planning
B	G.S.	B.O'S	B.O'S	10.01.25	Issued for Planning
A	A.B.	B.O'S.	B.O'S.	21.11.24	Issued for Information

CLIENT: Barrys Field Ltd.

PROJECT: Barry's Field, Douglas, Cork

DRAWING TITLE: Typical Storm Water Attenuation Tank Details

SHEET: A1

SCALE: 1:50

PROJECT NO.: 7114 _ DRAWING NO.: 0028 _ STATUS/ISSUE: C