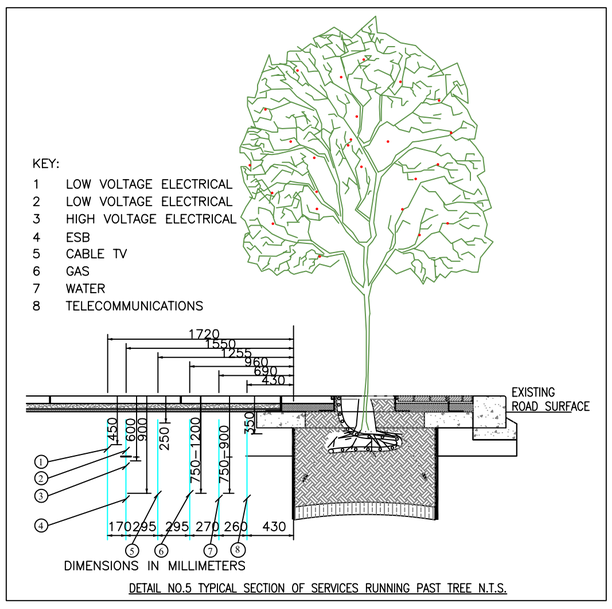
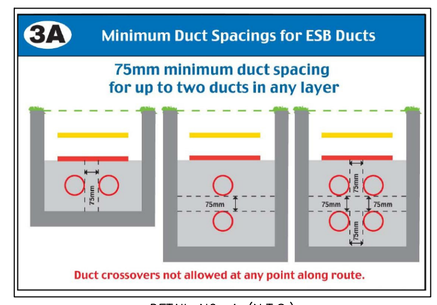
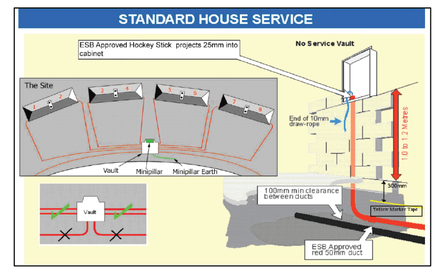
THIS IS A PERFORMANCE DRAWING ONLY. WORKING AND INSTALLATION DRAWINGS ARE THE RESPONSIBILITY OF THE CONTRACTOR. FINAL POSITIONS OF ALL ITEMS SHOWN ARE FOR GUIDANCE AND PRICING PURPOSES ONLY. THE EXACT FINAL LOCATIONS ARE THE RESPONSIBILITY OF THE CONTRACTOR WHO SHALL CO-ORDINATE HIS INSTALLATIONS WITH THE MAIN CONTRACTOR AND ALL OTHER TRADES.



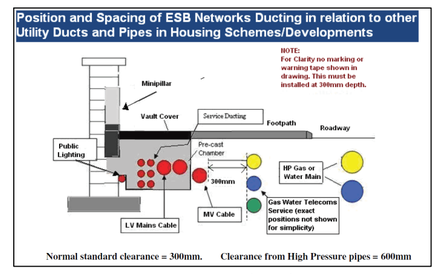
DETAIL NO.5 TYPICAL SECTION OF SERVICES RUNNING PAST TREE N.T.S.




DETAIL NO. 1 (N.T.S.)
UTILITY SERVICES SECTION



DETAIL NO. 2 (N.T.S)
STANDARD HOUSE SERVICE DETAIL



DETAIL NO. 3 (N.T.S.)
TYPICAL POSITION & SPACING OF ESB SERVICES



DETAIL NO. 4 (N.T.S)
TYPICAL ESB MINI PILLAR PRECAST CHAMBER

ESB SUBSTATION NO.1
ESB OFFLOADER & LANDLORD
METERING LV SWITCHROOM

ESB SUBSTATION NO.3
ESB OFFLOADER & LANDLORD
METERING LV SWITCHROOM

ESB SUBSTATION NO.2
ESB OFFLOADER & LANDLORD
METERING LV SWITCHROOM

2No. NEW 5" DUCTS

2No. NEW 5" DUCTS

2No. NEW 5" DUCTS

2No. NEW 5" DUCTS

NEWBRIDGE ROAD (R445)
DEVOY TERRACE
JOHN DEVOY ROAD
ARCONAGH ESTATE
MERITS BUILDING
CIVIL DEFENCE BUILDING
CRECHE PLAY AREA- A 265m²
COMMUNAL OPEN SPACE 01 - 903m²
COMMUNAL OPEN SPACE 02 - 2337m²
COMMUNAL OPEN SPACE 03 - 507m²
COMMUNAL OPEN SPACE 04 - 966m²
PUBLIC OPEN SPACE 2122m²
PUBLIC OPEN SPACE 1879m²
PUBLIC OPEN SPACE 2153m²
HOUSES
PEDESTRIAN ROUTE
CYCLE ROUTE
EXISTING OPEN SPACE

LEGEND:

- ESB SUB-STATION
- ESB MINI PILLAR
- MV ESB — 4 No. Ø160mm ESB MV DUCTS.
- LV ESB — 2 No. Ø160mm ESB LV DUCTS.

KEYED NOTES:

1. ESB DUCTS TO BE INSTALLED IN ACCORDANCE WITH ESB SPECIFICATION. REFER TO DETAIL NO. 1.
2. ESB TO CONFIRM ALL SUB STATION AND MINI PILLAR LOCATIONS

NOTES:

THE FOLLOWING NOTES REFER TO THE SITING FOR THE SUB-STATION:

1. ACCESS
   THE SUBSTATION BUILDING MUST BE LOCATED AT GROUND LEVEL. VEHICULAR ACCESS MAY BE REQUIRED AT ANY TIME OF DAY OR NIGHT. THE STATION WILL HAVE AN ACCESS CORRIDOR OF AT LEAST 3M WIDE AND 4M HIGH. THE MAXIMUM SLOPE OF ACCESS WILL BE 1:10. WHERE NECESSARY, A DRIVEWAY 3M WIDE WILL BE LAID. THE DRIVEWAY WILL BE 100MM OF CONCRETE ON 150MM BED OF WELL COMPACTED HARD CORE. IF THE SUB-STATION IS TO BE LOCATED IN A CAR PARK, IT MAY BE NECESSARY TO INSTALL DEMOUNTABLE BOLLARDS OR PAINT YELLOW HATCHING ON THE GROUND TO ENSURE THAT ESB CAN GAIN UN-RESTRICTED ACCESS TO THE STATION.
2. SITING OF THE STATION WITHIN A BUILDING COMPLEX (AN INCORPORATED MV STATION)
   WHERE SUBSTATION DOORS ARE MORE THAN 10M FROM MAIN ENTRANCES AND EXITS, AIR CONDITIONING INTAKES, ESCAPE WAYS, OIL PIPES, GAS PIPES, FUEL TANKS OR SIMILAR RISKS, THEN WILL BE NO MORE ADDITIONAL FIRE SAFETY REQUIREMENTS. WHERE SUBSTATION DOORS ARE LESS THAN 10M FROM MAIN ENTRANCES AND EXITS, AIR CONDITIONING INTAKES, ESCAPE WAYS, OIL PIPES, GAS PIPES, FUEL TANKS OR SIMILAR RISKS, THEN ADDITIONAL PRECAUTIONS SHALL BE TAKEN AND WRITTEN AGREEMENT MUST BE OBTAINED FROM THE FIRE OFFICER. IF THERE ARE WINDOWS WITHIN A 3M RADIUS OF THE SUBSTATION DOOR FRAME, THE ROOMS, UNITS OR APARTMENTS SERVED BY THE WINDOWS SHALL HAVE AN ALARM ACTIVATED BY A DETECTOR IN THE SUBSTATION.
3. DRAINAGE
   ADEQUATE BELOW GROUND LEVEL DRAINAGE MUST BE PROVIDED TO ENSURE THAT THE SUBSTATION AND DUCTS ARE NOT LIABLE TO FLOOD.

REV	DATE	DESCRIPTION	BY	CHK
--	--	--	--	--
--	--	--	--	--
--	--	--	--	--
--	--	--	--	--
--	--	--	--	--
--	--	--	--	--
--	--	--	--	--
--	--	--	--	--
--	--	--	--	--
--	--	--	--	--
--	--	--	--	--
--	--	--	--	--

THIS IS A PERFORMANCE DRAWING ONLY. WORKING AND INSTALLATION DRAWINGS ARE THE RESPONSIBILITY OF THE CONTRACTOR. FINAL POSITIONS OF ALL ITEMS SHOWN ARE FOR GUIDANCE AND PRICING PURPOSES ONLY. THE EXACT FINAL LOCATIONS ARE THE RESPONSIBILITY OF THE CONTRACTOR WHO SHALL CO-ORDINATE HIS INSTALLATIONS WITH THE MAIN CONTRACTOR AND ALL OTHER TRADES.

REV	DATE	DESCRIPTION	BY	CHK
P01	07.07.21	ISSUED FOR INFORMATION	POC	DD
P02	01.03.22	REVISED SITE PLAN ARRNAGMENT	MF	DM
--	--	--	--	--
--	--	--	--	--
--	--	--	--	--
--	--	--	--	--
--	--	--	--	--
--	--	--	--	--
--	--	--	--	--
--	--	--	--	--

PROJECT:
LDA DEVOY BARRACKS
NAAS

DRAWING TITLE:
PROPOSED ESB SUBSTATION LOCATION AND SITE INFRASTRUCTURE

DRAWING NUMBER:
4147-DEV-JVT-00-00-DR-E-60-61-S00-00

DRAWN:	DATE:	DRAWING STATUS:		
DD	27/04/2020	ISSUED FOR INFORMATION		
CHECKED:	DATE:	SCALE:	PROJECT NUMBER:	REVISION:
DD	27/04/2020	1:500@A1P	4147	P02